



# The IB Diploma Programme and Career-Related Programme Provisional Statistical Bulletin

May 2024 Assessment Session

The IB Diploma Programme and Career-Related Programme Provisional Statistical Bulletin

May 2024 Assessment Session

International Baccalaureate  
IB Global Centre, Cardiff  
Peterson House, Malthouse Avenue  
Cardiff Gate, Cardiff, Wales  
CF23 8GL  
United Kingdom  
Website: [www.ibo.org](http://www.ibo.org)

© International Baccalaureate Organization 2024

## Provisional Data

These data tables are provisional. They are a snapshot of outcomes taken shortly before results are released to students and do not reflect changes due to Enquiry upon Results or IB investigations where schools have not responded to inquiries by issue of results. A confirmed version of this statistical release will be made available after the close of the assessment session. Whilst provisional, we do not anticipate significant changes to outcomes or entries to occur when the final bulletin is released.

## Context for this statistical bulletin

For the non-examination contingency the IB used the available evidence from teachers on the student achievement; the marked coursework that the student had already completed, the predicted grade from the teacher and evidence on how these two pieces of data usually related to final grades for each school.

The IB has made every effort to ensure parity between the examination and non-examination contingency and recommend all stakeholders to treat them as equivalent. All statistics are based on the combined examination and non-examination contingency.

## Number of students achieving 45 points

From the May 2023 Diploma Programme (DP) and Career-related Programme (CP) assessment session, the statistical bulletin will no longer include data on the number of students achieving 45 points. The IB has made this decision because it values the importance of focusing on the achievements of all students—we are equally proud of all our IB students and the accomplishments they achieved during their two-year DP or CP journey. By presenting the proportion of points in bands of 5, we believe that there is sufficient information for interested parties to understand our standards.

If you have feedback on this statistical bulletin please email: [support@ibo.org](mailto:support@ibo.org)

# Key to abbreviations and terminology

## Programmes

Diploma Programme (DP)

Career-Related Programme (CP)

## Categories of registration

DP Diploma qualification students must register in one of three categories:

Diploma: Students intending to complete the requirements for the award of an DP Diploma.

Retake: Previous DP Diploma students who are seeking to improve their results by retaking one or more subjects. The highest grade obtained for a subject will contribute towards the DP Diploma.

Anticipated: Students intending to complete the requirements for one or two standard level subjects (excluding languages ab initio and pilot subjects) at the end of their first year of the Diploma Programme. They must complete all remaining DP Diploma requirements in the corresponding examination session the following year.

CP Certificate qualification students must register in one of three categories:

Career-Related Programme: Students intending to complete the requirements for the award of an CP Certificate.

Retake: Previous CP Certificate students who are seeking to improve their results by retaking one or more subjects. The highest grade obtained for a subject will contribute towards the CP Certificate.

Anticipated: Students intending to complete the requirements for one standard level subjects (excluding languages ab initio and pilot subjects) at the end of their first year of the Career-Related Programme. They must complete all remaining CP Certificate requirements in the corresponding examination session the following year.

Course: Students taking one or more subjects who are not seeking the award of the DP Diploma or CP Certificate.

## Results

DP Diploma Results: Data includes all Diploma and Retake category students whether they were awarded the diploma or not. Unless otherwise stated.

CP Certificate Results: Data includes all Career-related programme and Retake category students whether they were awarded the certificate or not. Unless otherwise stated.

## IB Regions

Schools authorized to offer the IB are grouped by geographical regions.

IB Americas (IBA)

IB Africa, Europe, Middle East (IBAEM)

IB Asia-Pacific (IBAP)

## Other Abbreviations

Higher Level (HL)

Standard Level (SL)

# Session overview

Number of students	Number of student subjects	Number of subjects	Number of countries	Number of schools
192,867	721,068	225	152	3,323

Mean grade	Number of first languages	Number of first nationalities
4.7	203	216

## DP diploma results

Pass rate	Mean grade	Mean total points
80.1%	4.9	30.3

## CP certificate results

Pass rate	Mean grade
74.8%	3.7

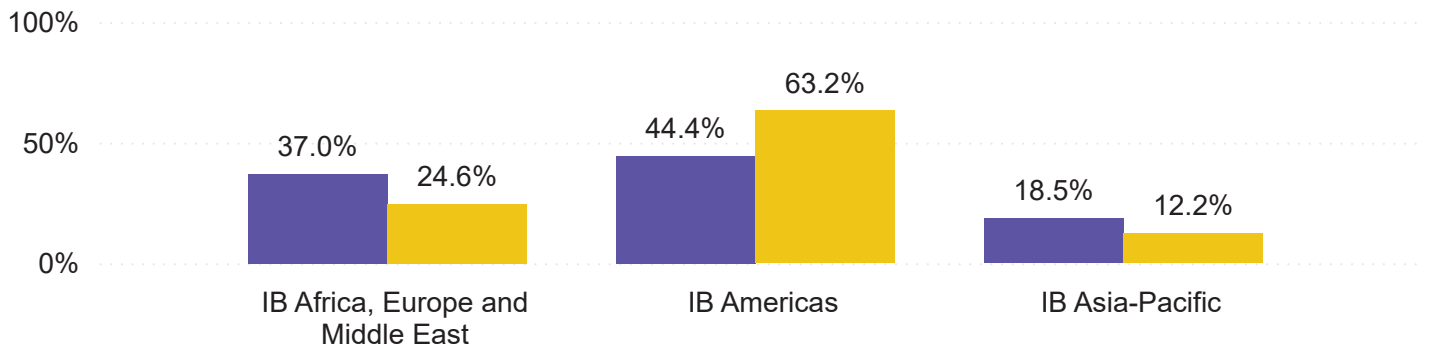
Distribution of students by qualification

● Course ● CP certificate ● DP diploma



Distribution of schools and students by region

● Schools ● Students



Distribution of students by gender

● F ● M ● X



## Overall year on year growth

Year	Number of schools	Schools % change	Number of students	Students % change	Average number of students per school	Number of DP diploma qualification students	Number of CP certificate qualification students	Number of course students
2020	3,043		174,339		57.3	108,423	3,585	62,331
2021	3,115	2.4%	170,637	-2.1%	54.8	107,774	4,262	58,601
2022	3,090	-0.8%	173,880	1.9%	56.3	107,804	5,668	60,408
2023	3,189	3.2%	179,922	3.5%	56.4	110,659	5,937	63,326
2024	3,323	4.2%	192,867	7.2%	58.0	121,912	8,066	62,889

# DP diploma qualification overview

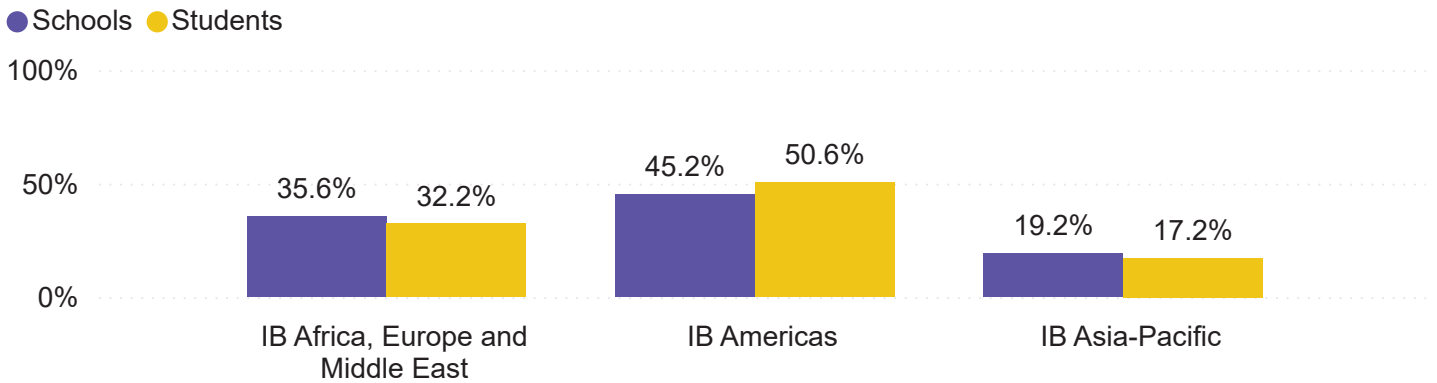
Number of students	Number of student subjects	Number of subjects	Number of countries	Number of schools
121,912	584,005	224	152	3,177

Mean grade	Number of first languages	Number of first nationalities
4.8	184	211

## DP Diploma Results

Pass rate	Mean grade	Mean total points
80.1%	4.9	30.3

Distribution of schools and students by region



Distribution of students by gender



Distribution of students by category

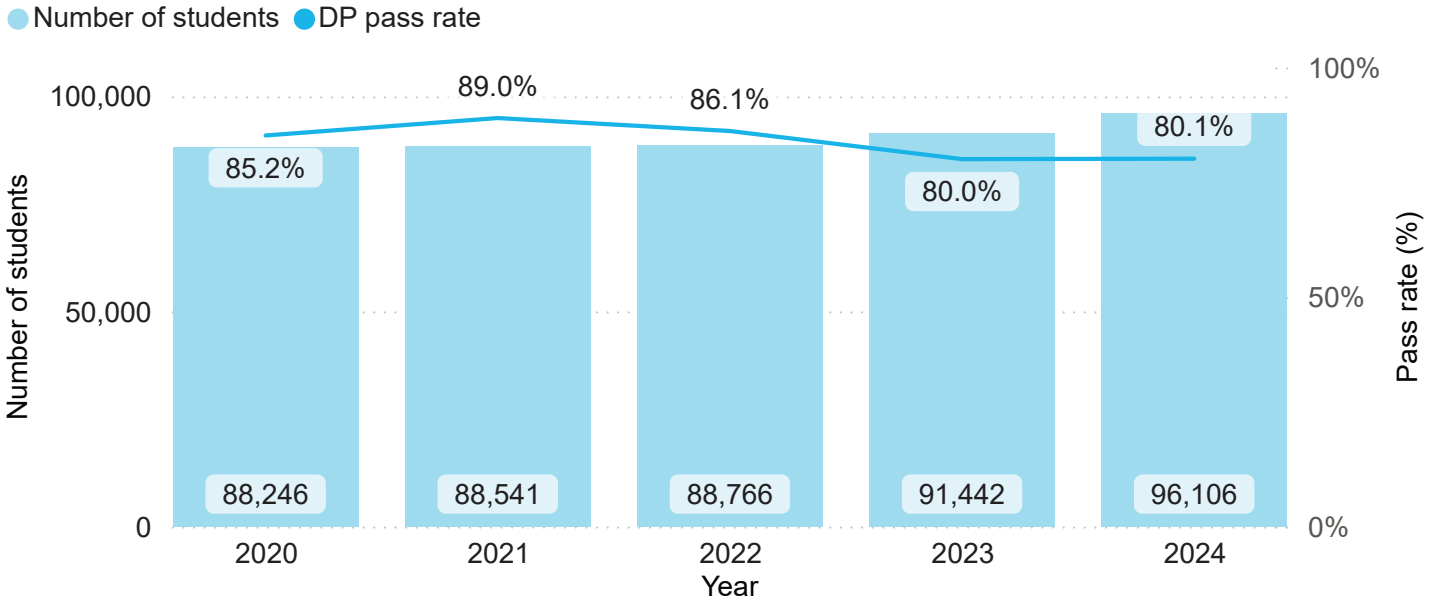


Distribution of schools by legal status

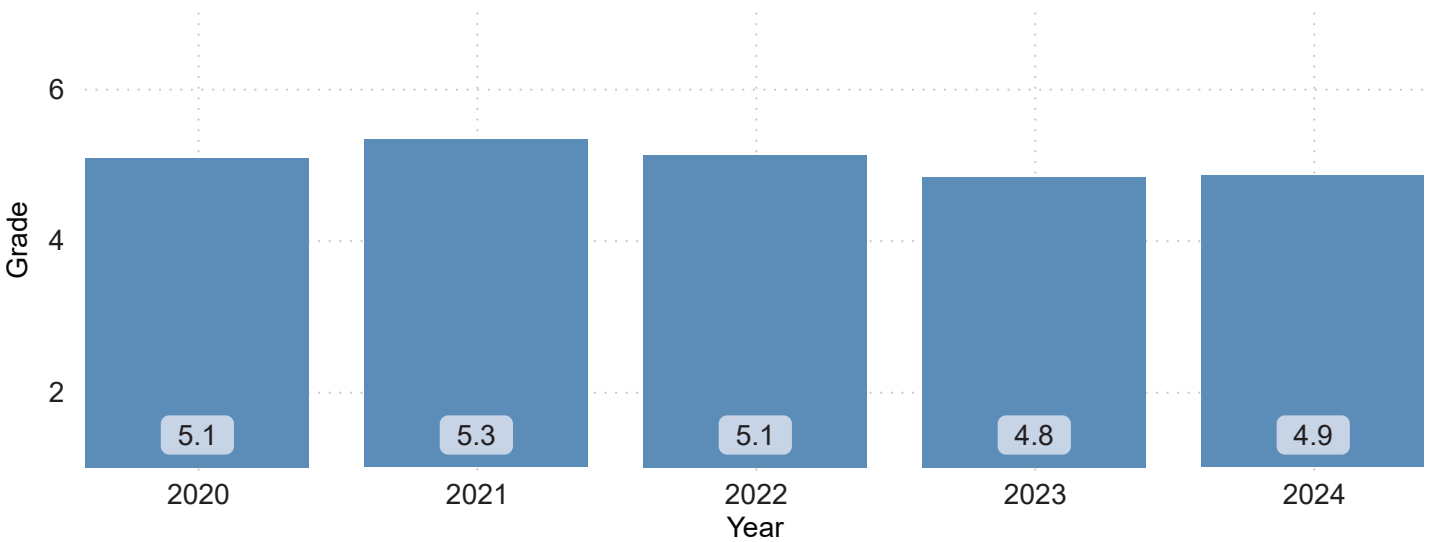


# DP diploma results

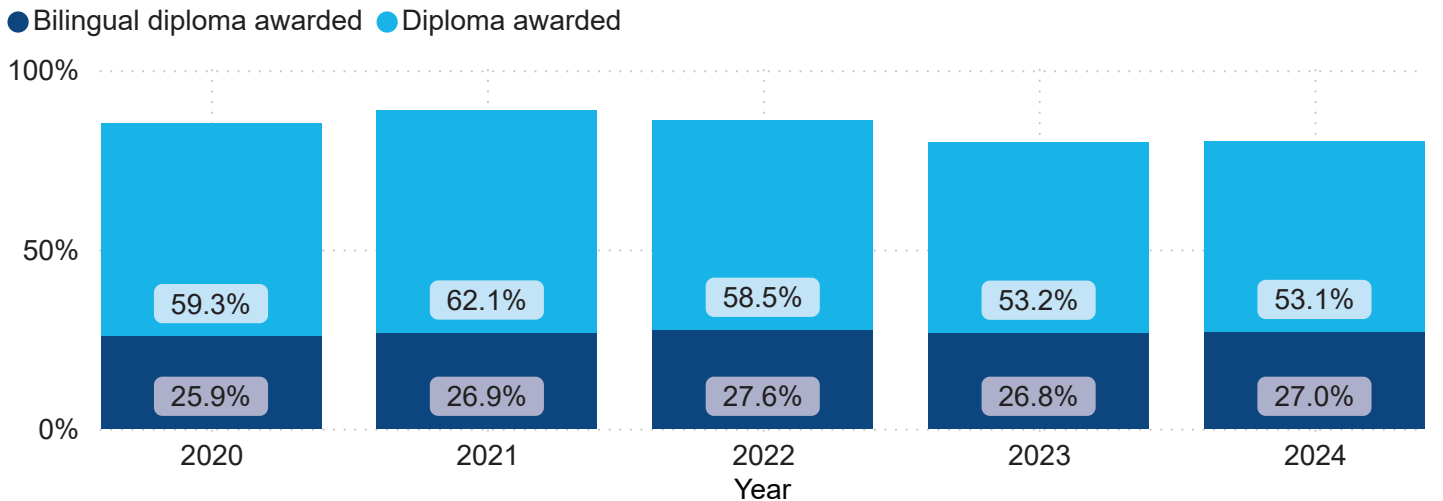
Number of students and pass rate



Mean Grade



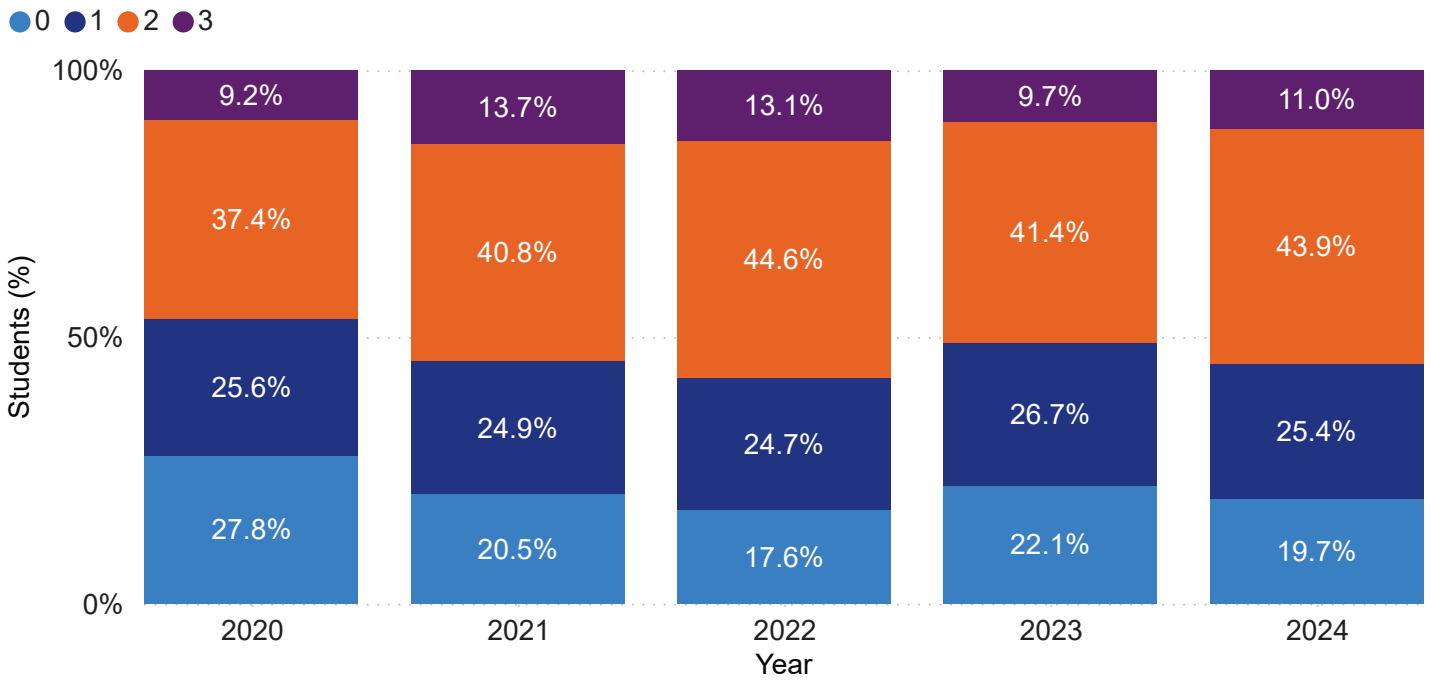
Percentage of Diplomas Awarded



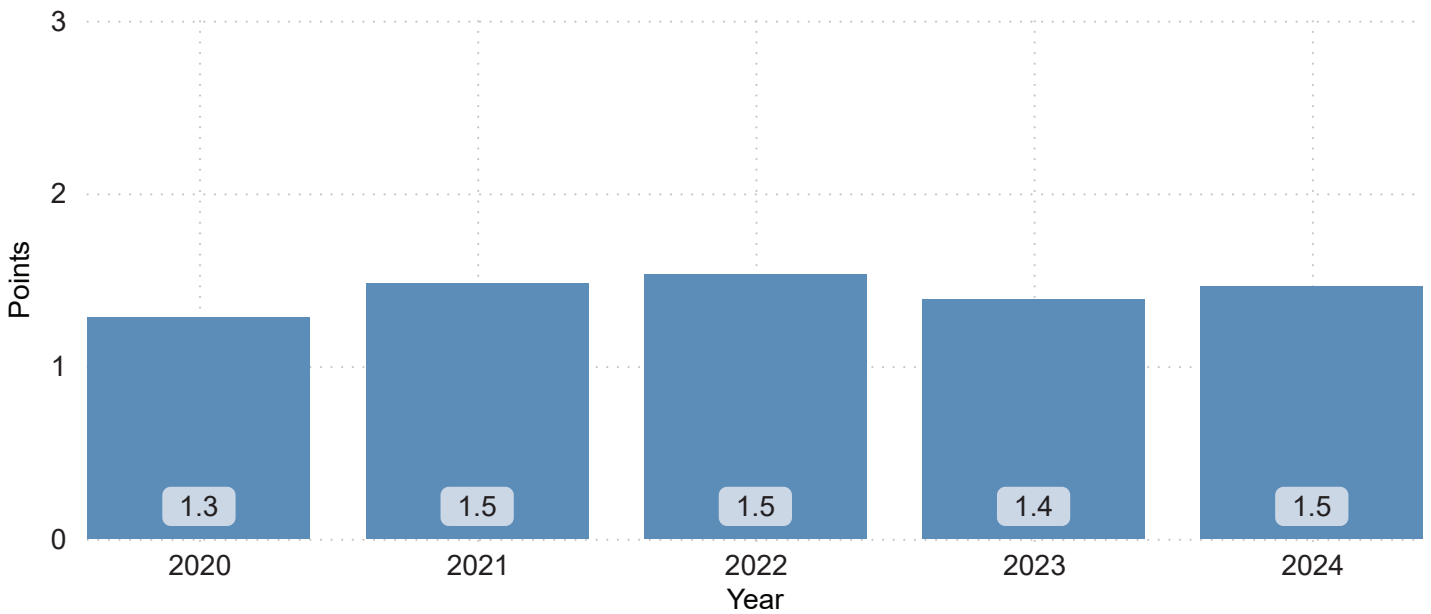


# DP diploma results - core points

Distribution of core points

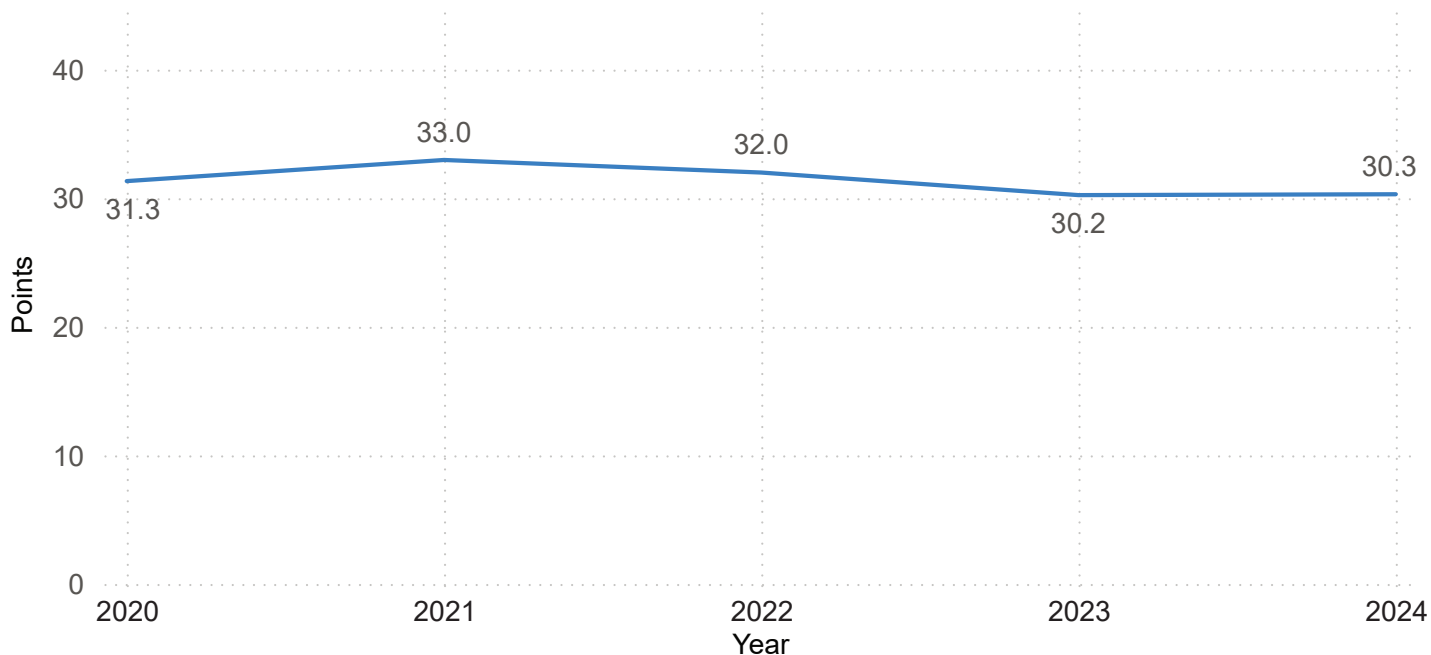


Mean core points

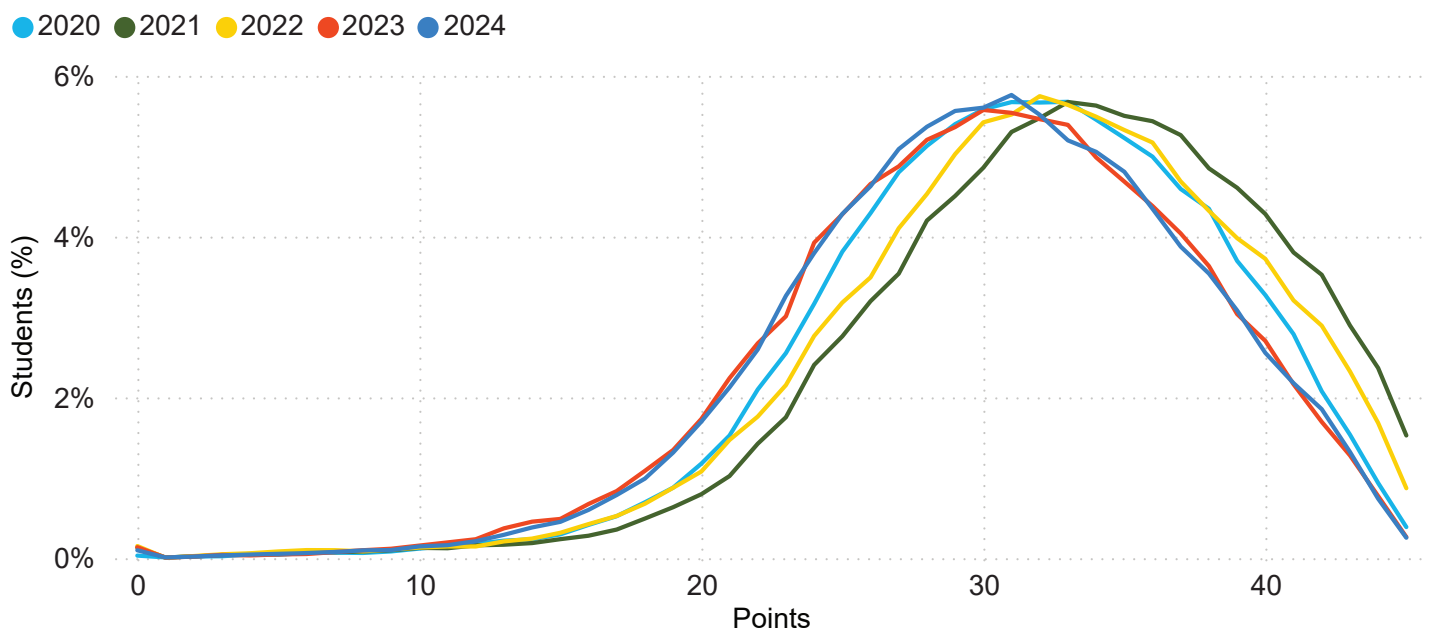


# DP diploma results - total points

Mean Total Points



Total points distribution



Grouped total points distribution

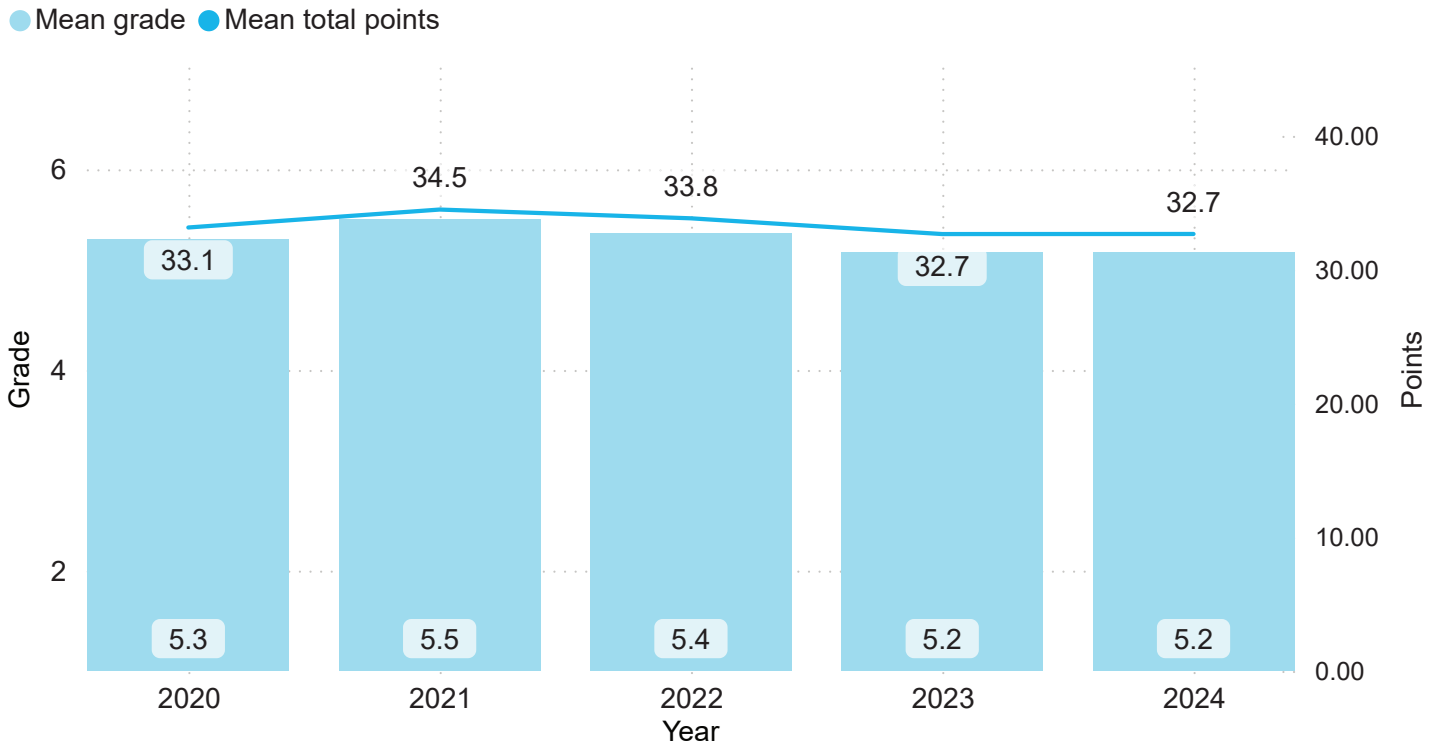
Points	2020	2021	2022	2023	2024
0 - 23	11.5%	8.4%	10.9%	16.1%	15.6%
24 - 29	26.6%	20.6%	23.1%	28.3%	28.7%
30 - 34	28.1%	26.9%	27.8%	26.9%	27.1%
35 - 39	22.9%	25.7%	23.5%	19.8%	19.6%
40 - 45	11.0%	18.4%	14.7%	8.9%	8.9%

## DP diploma results - students distributed by number of points

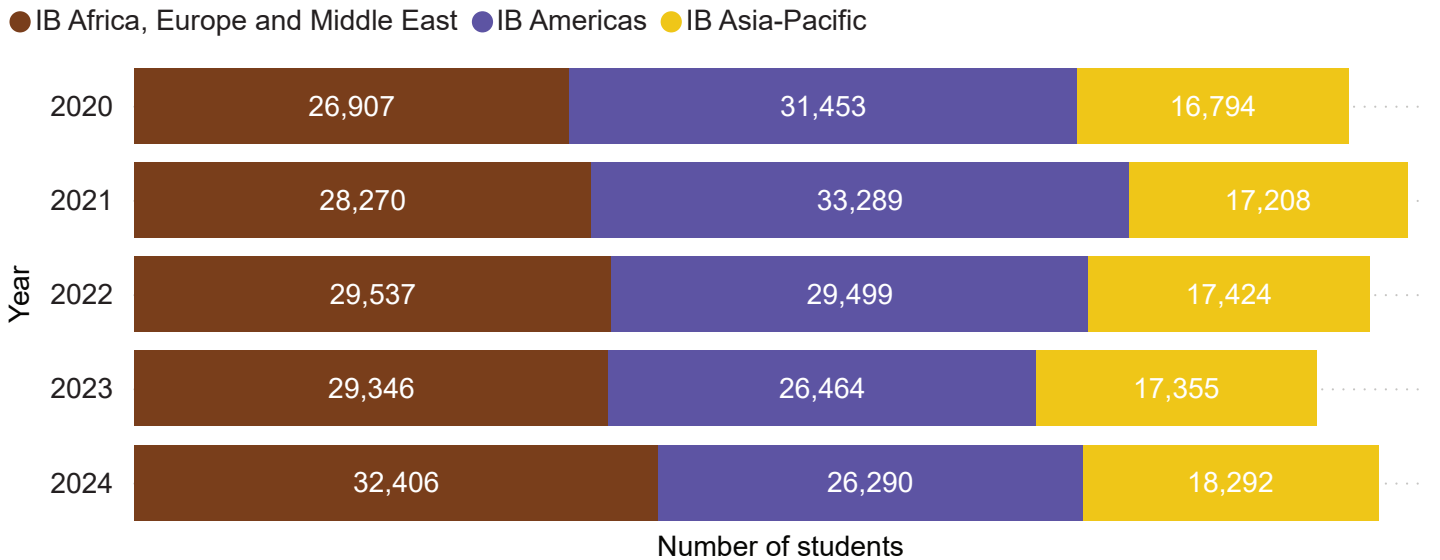
Result Points	Diploma awarded		Diploma not awarded	
	Number of students	Percentage of students	Number of students	Percentage of students
0 - 10			713	3.7%
11 - 19			4,983	26.1%
20 - 23			9,303	48.7%
24 - 29	23,626	30.7%	3,974	20.8%
30 - 34	25,939	33.7%	134	0.7%
35 - 39	18,872	24.5%	10	0.1%
40 - 45	8,551	11.1%	<10	
<b>Total</b>	<b>76,988</b>	<b>100.0%</b>	<b>19,118</b>	<b>100.0%</b>

# DP diploma results - diploma awarded students only

Mean grade and mean total points of students awarded the diploma



Number of Diplomas Awarded by Region



## DP diploma results - year on year growth

Year	Number of schools	Schools % change	Number of diploma qualification students	Diploma qualification students % change	Number of diploma 2nd year students	Diploma 2nd year students % change	Average number of diploma 2nd year students per school
2020	2,897		108,423		88,246		30.5
2021	2,963	2.3%	107,774	-0.6%	88,541	0.3%	29.9
2022	2,928	-1.2%	107,804	0.0%	88,766	0.3%	30.3
2023	3,040	3.8%	110,659	2.6%	91,442	3.0%	30.1
2024	3,177	4.5%	121,912	10.2%	96,106	5.1%	30.3

# DP extended essay

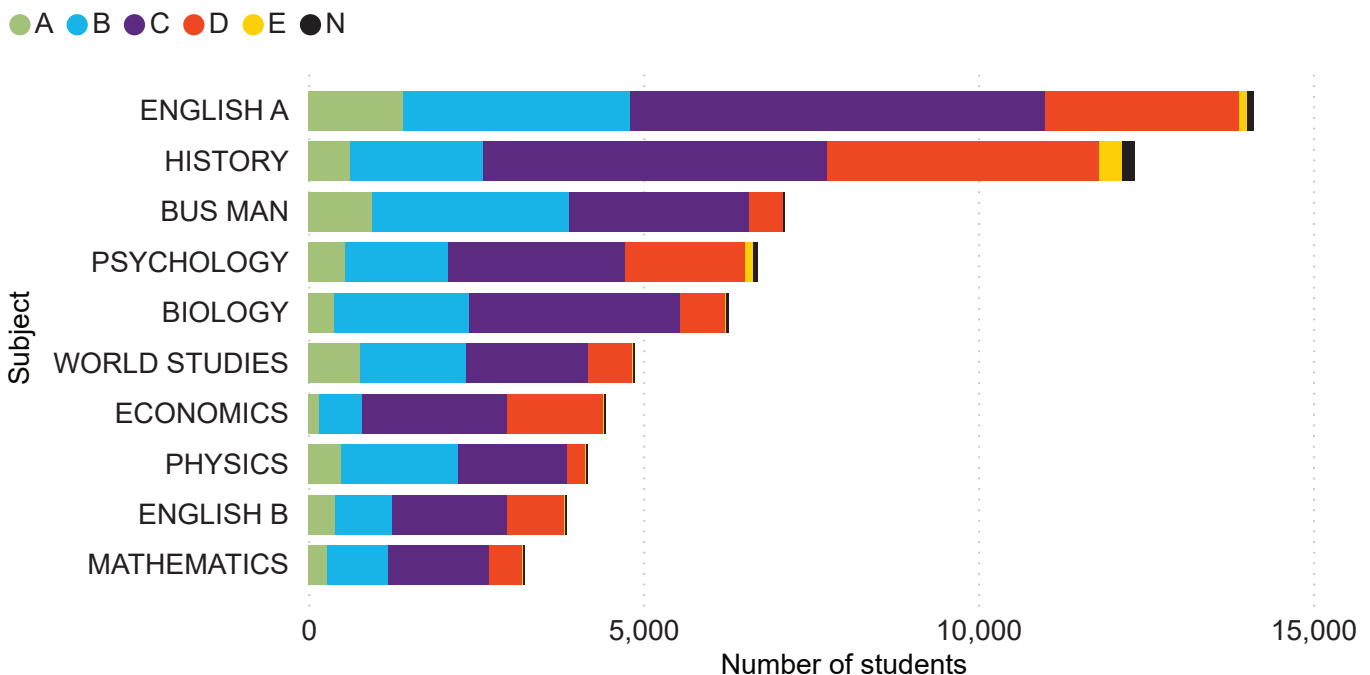
Grade distribution by subject group

Result	Grade awarded						No grade awarded	Total	
	A	B	C	D	E	Total			
Subject group	A	B	C	D	E	Total	N	Total	
STUDIES IN LANGUAGE AND LITERATURE	2,852	5,315	7,797	3,410	156	<b>19,530</b>	111	<b>111</b>	<b>19,641</b>
LANGUAGE ACQUISITION	823	1,354	2,248	1,141	26	<b>5,592</b>	49	<b>49</b>	<b>5,641</b>
INDIVIDUALS AND SOCIETIES	3,964	10,599	17,375	9,794	578	<b>42,310</b>	372	<b>372</b>	<b>42,682</b>
SCIENCES	1,288	5,176	7,295	2,159	78	<b>15,996</b>	88	<b>88</b>	<b>16,084</b>
MATHEMATICS	279	914	1,504	501	5	<b>3,203</b>	21	<b>21</b>	<b>3,224</b>
THE ARTS	852	1,282	2,360	1,567	157	<b>6,218</b>	80	<b>80</b>	<b>6,298</b>
INTERDISCIPLINARY	196	467	811	374	42	<b>1,890</b>	17	<b>17</b>	<b>1,907</b>
<b>Total</b>	<b>10,254</b>	<b>25,107</b>	<b>39,390</b>	<b>18,946</b>	<b>1,042</b>	<b>94,739</b>	<b>738</b>	<b>738</b>	<b>95,477</b>

Grade distribution percentage by subject group

Result	Grade awarded						No grade awarded	Total	
	A	B	C	D	E	Total			
Subject group	A	B	C	D	E	Total	N	Total	
STUDIES IN LANGUAGE AND LITERATURE	14.5%	27.1%	39.7%	17.4%	0.8%	<b>99.4%</b>	0.6%	<b>0.6%</b>	<b>100.0%</b>
LANGUAGE ACQUISITION	14.6%	24.0%	39.9%	20.2%	0.5%	<b>99.1%</b>	0.9%	<b>0.9%</b>	<b>100.0%</b>
INDIVIDUALS AND SOCIETIES	9.3%	24.8%	40.7%	22.9%	1.4%	<b>99.1%</b>	0.9%	<b>0.9%</b>	<b>100.0%</b>
SCIENCES	8.0%	32.2%	45.4%	13.4%	0.5%	<b>99.5%</b>	0.5%	<b>0.5%</b>	<b>100.0%</b>
MATHEMATICS	8.7%	28.3%	46.7%	15.5%	0.2%	<b>99.3%</b>	0.7%	<b>0.7%</b>	<b>100.0%</b>
THE ARTS	13.5%	20.4%	37.5%	24.9%	2.5%	<b>98.7%</b>	1.3%	<b>1.3%</b>	<b>100.0%</b>
INTERDISCIPLINARY	10.3%	24.5%	42.5%	19.6%	2.2%	<b>99.1%</b>	0.9%	<b>0.9%</b>	<b>100.0%</b>
<b>Total</b>	<b>10.7%</b>	<b>26.3%</b>	<b>41.3%</b>	<b>19.8%</b>	<b>1.1%</b>	<b>99.2%</b>	<b>0.8%</b>	<b>0.8%</b>	<b>100.0%</b>

Top 10 extended essay subjects



# DP theory of knowledge

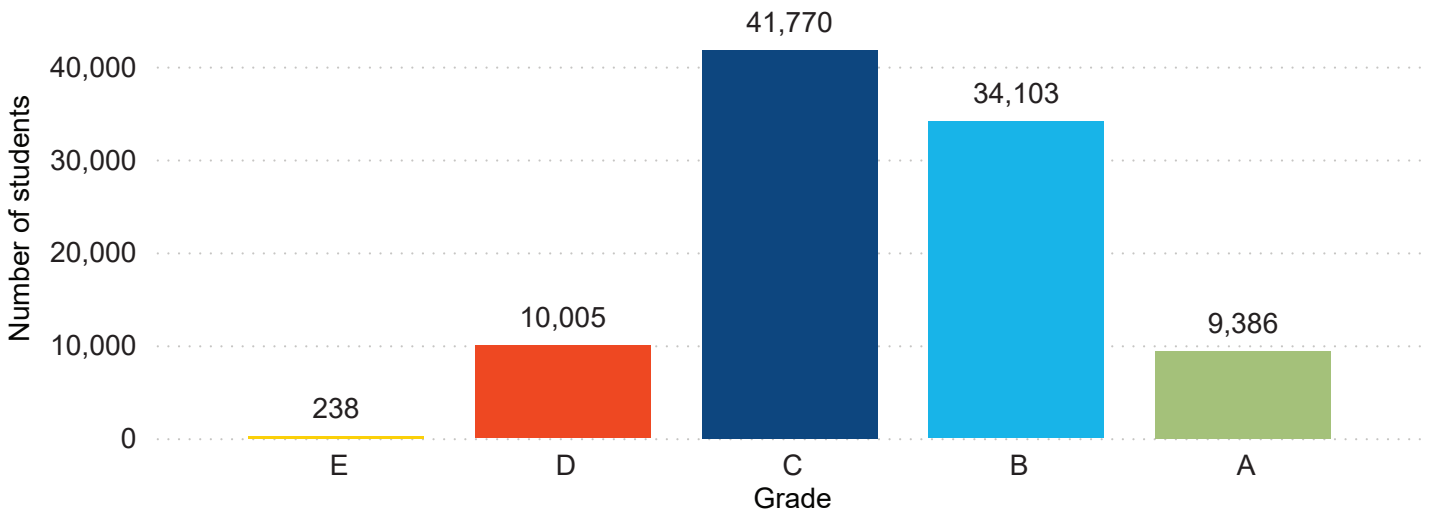
Grade distribution

Result	Grade awarded						No grade awarded	Total	
	A	B	C	D	E	Total			
Subject							N	Total	
THEORY KNOWL.	9,386	34,103	41,770	10,005	238	<b>95,502</b>	767	<b>767</b>	<b>96,269</b>

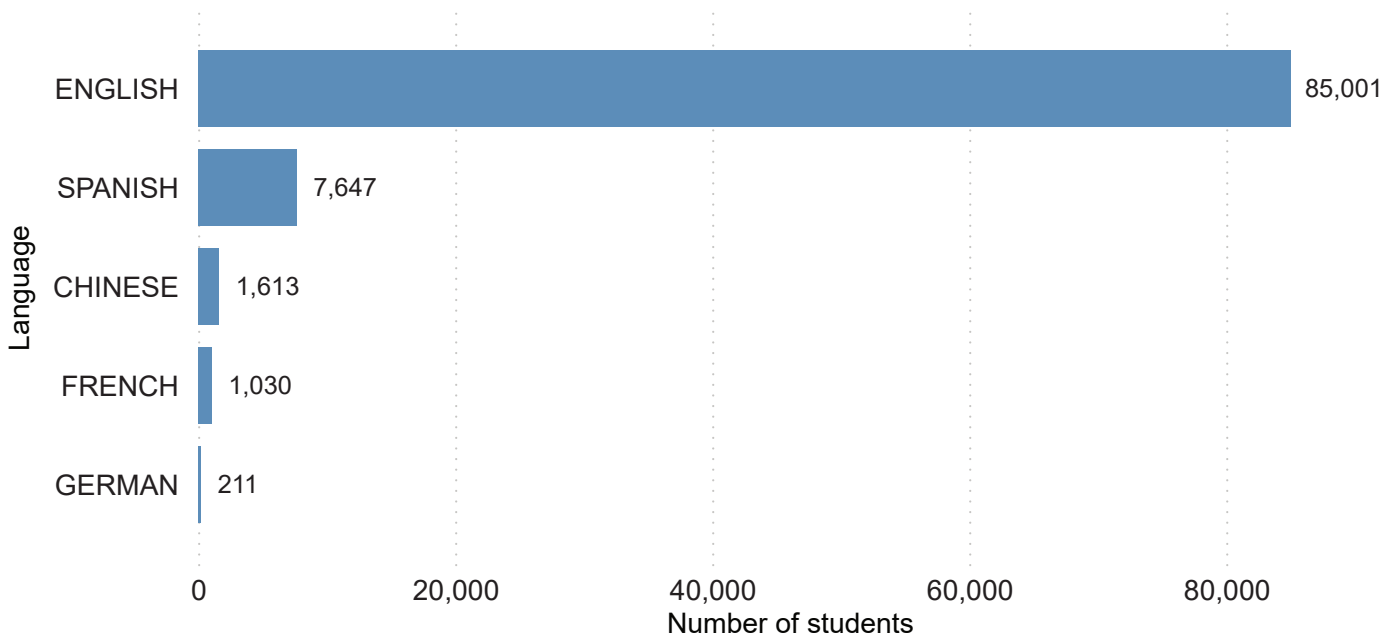
Grade distribution percentage

Result	Grade awarded						No grade awarded	Total	
	A	B	C	D	E	Total			
Subject							N	Total	
THEORY KNOWL.	9.7%	35.4%	43.4%	10.4%	0.2%	<b>99.2%</b>	0.8%	<b>0.8%</b>	<b>100.0%</b>

Grade Distribution



Number of students by language



# CP certificate qualification overview

Number of students

8,066

Number of student subjects

18,567

Number of subjects

69

Number of countries

38

Number of schools

282

Mean grade

3.7

Number of first languages

86

Number of first nationalities

126

## CP certificate results

Pass rate

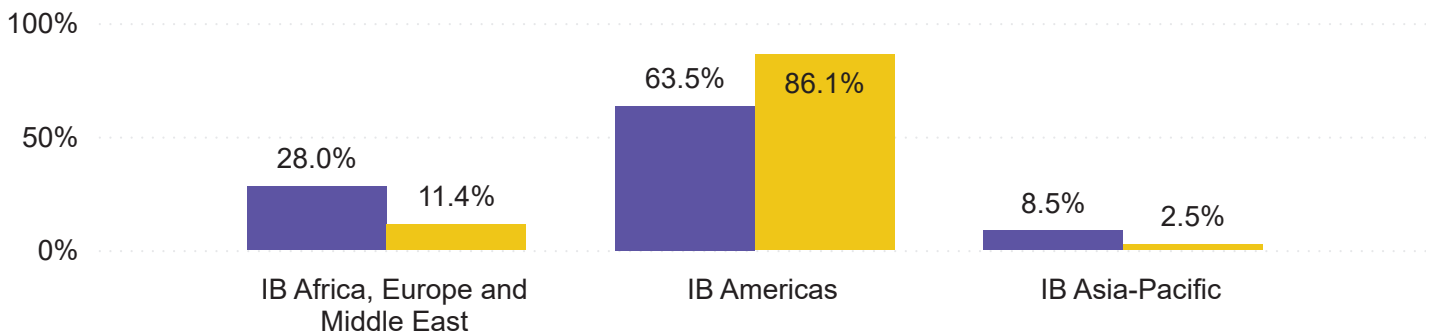
74.8%

Mean grade

3.7

### Distribution of schools and students by region

● Schools ● Students



### Distribution of students by gender

● F ● M ● X



### Distribution of students by category

● Anticipated ● Career-Related Programme ● Retake



### Distribution of schools by legal status

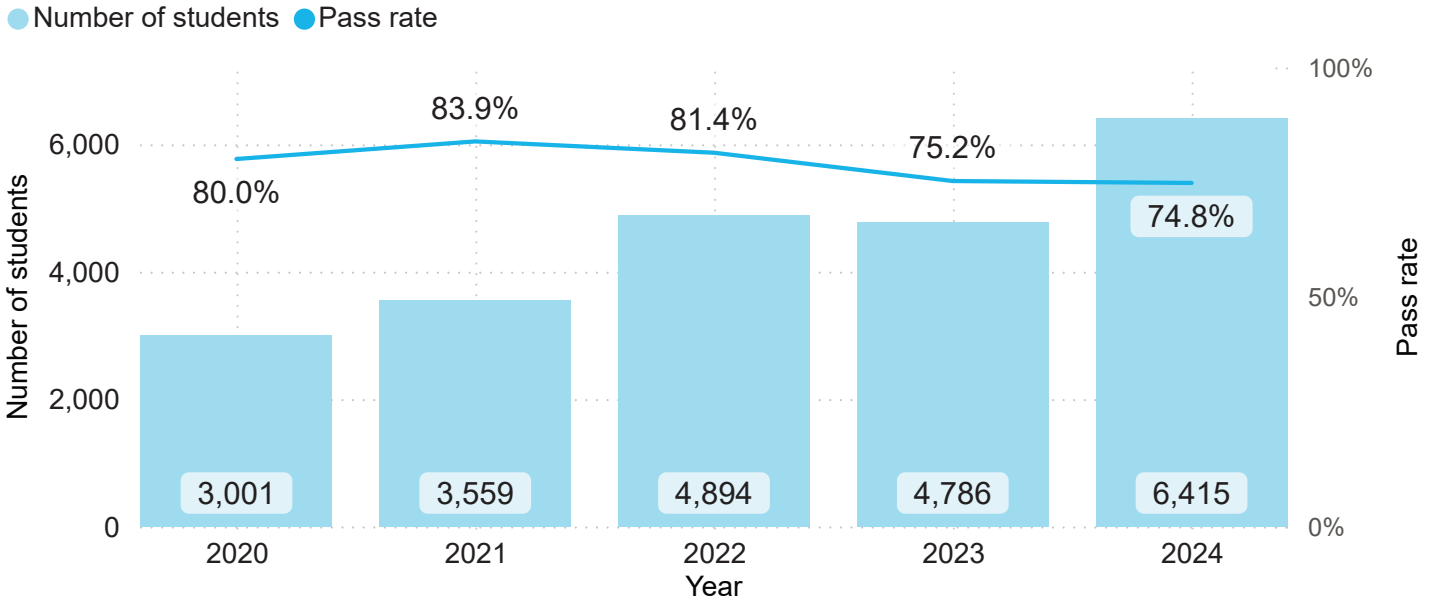
● Private ● State



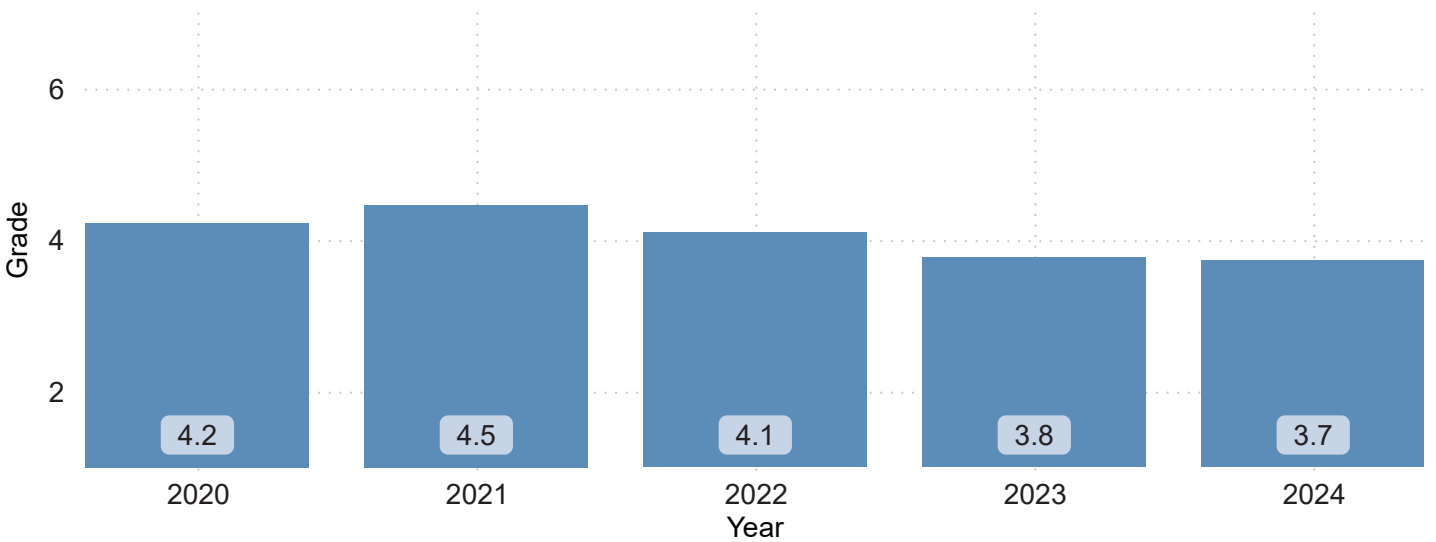


# CP certificate results

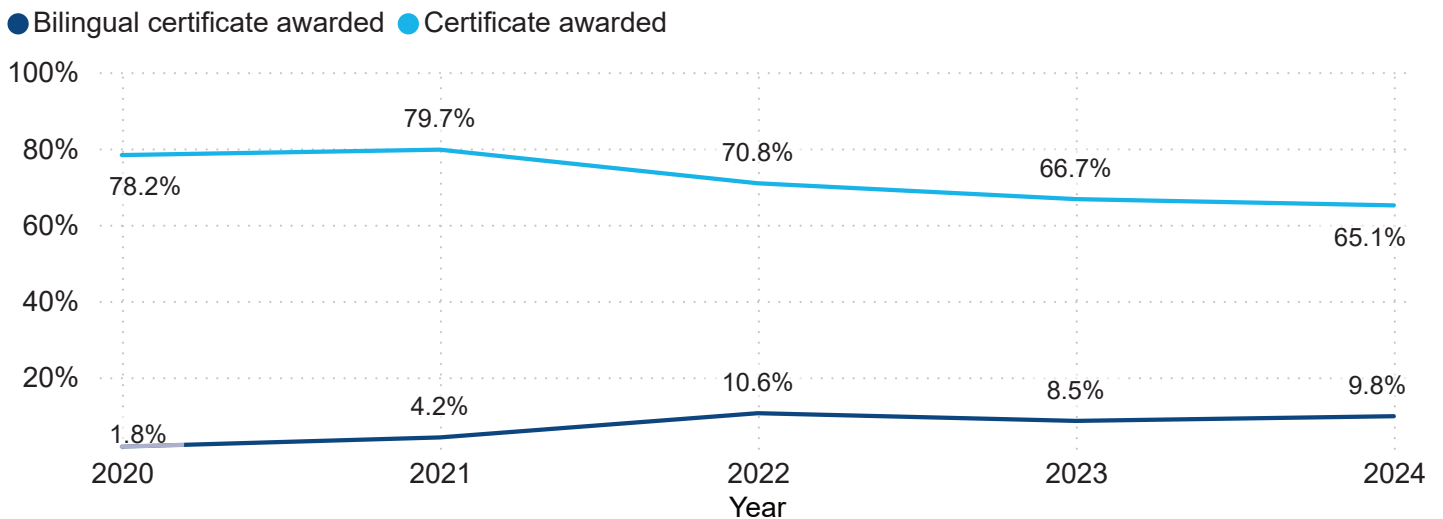
Number of students and pass rate



Mean Grade



Percentage of certificates awarded



## CP certificate results - year on year growth

Year	Number of schools	Schools % change	Number of certificate qualification students	Certificate qualification % change	Number of certificate 2nd year students	Certificate 2nd year students % change	Average number of certificate 2nd year students per school
2020	188		3,585		3,001		16.0
2021	224	19.1%	4,262	18.9%	3,559	18.6%	15.9
2022	236	5.4%	5,668	33.0%	4,894	37.5%	20.7
2023	252	6.8%	5,937	4.7%	4,786	-2.2%	19.0
2024	282	11.9%	8,066	35.9%	6,415	34.0%	22.7

# CP reflective project

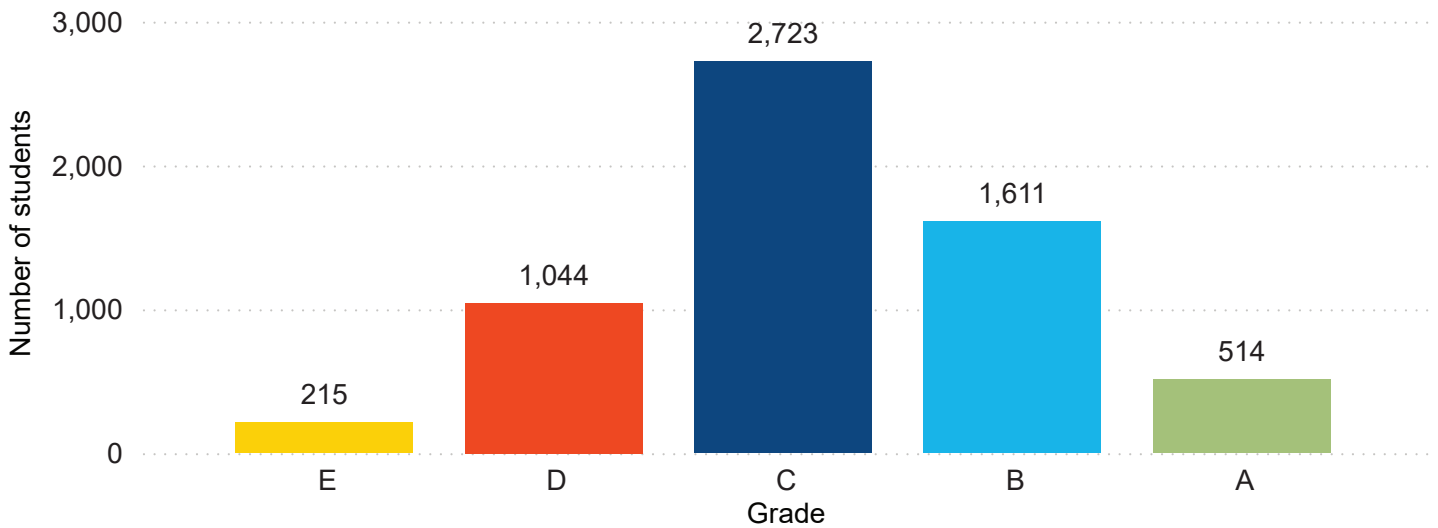
Grade distribution

Result	Grade awarded						No grade awarded	Total	
	A	B	C	D	E	Total			
REF PROJECT	514	1,611	2,723	1,044	215	<b>6,107</b>	313	<b>313</b>	<b>6,420</b>

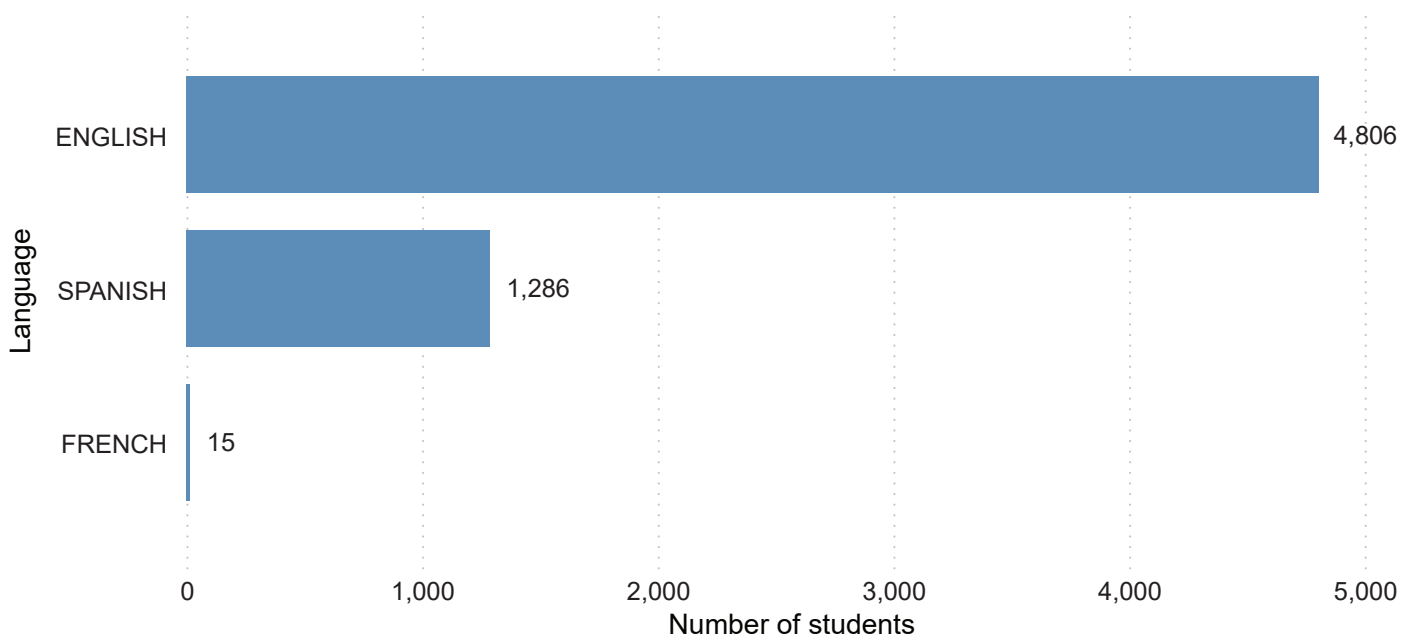
Grade distribution percentage

Result	Grade awarded						No grade awarded	Total	
	A	B	C	D	E	Total			
REF PROJECT	8.0%	25.1%	42.4%	16.3%	3.3%	<b>95.1%</b>	4.9%	<b>4.9%</b>	<b>100.0%</b>

Grade Distribution



Number of students by language



# Subjects

Subjects with fewer than 10 students are excluded from these lists

## Grade distribution by subject group

Subject group	Students	Mean grade	%N	%1	%2	%3	%4	%5	%6	%7
STUDIES IN LANGUAGE AND LITERATURE	142,307	4.8	2.3	0.1	1.1	7.5	28.4	36.3	21.1	3.2
LANGUAGE ACQUISITION	107,186	5.2	1.5	0.1	1.4	7.0	17.8	27.6	31.1	13.6
INDIVIDUALS AND SOCIETIES	168,925	4.8	2.7	0.4	3.8	11.1	24.4	29.1	21.4	7.1
SCIENCES	138,896	4.4	2.1	1.3	8.4	19.3	23.6	20.3	15.6	9.4
MATHEMATICS	112,425	4.4	2.1	2.6	9.5	16.1	22.9	22.5	16.2	8.1
THE ARTS	28,788	4.3	4.5	0.3	4.3	20.2	31.8	23.1	12.6	3.3
INTERDISCIPLINARY	21,498	4.2	3.2	1.4	7.9	22.0	25.5	23.7	11.7	4.6
<b>Total</b>	<b>720,025</b>	<b>4.7</b>	<b>2.3</b>	<b>0.8</b>	<b>4.8</b>	<b>12.8</b>	<b>24.1</b>	<b>27.2</b>	<b>20.2</b>	<b>7.7</b>

## Studies in Language and Literature grade distribution

Subject	Students	Mean grade	%N	%1	%2	%3	%4	%5	%6	%7
ALBANIAN A: LITERATURE HL	13	5.5				7.7	7.7	30.8	38.5	15.4
ALBANIAN A: LITERATURE SL	52	4.9	1.9	1.9	1.9	5.8	30.8	23.1	26.9	7.7
AMHARIC A: LITERATURE HL	20	5.9	10.0				5.0	15.0	55.0	15.0
AMHARIC A: LITERATURE SL	37	6.0					2.7	24.3	45.9	27.0
ARABIC A: LANGUAGE AND LITERATURE HL	160	5.2			1.3	7.5	13.1	32.5	40.0	5.6
ARABIC A: LANGUAGE AND LITERATURE SL	832	5.1	0.4		0.1	3.6	21.8	38.8	30.0	5.3
ARABIC A: LITERATURE HL	37	4.9				5.4	35.1	27.0	32.4	
ARABIC A: LITERATURE SL	445	5.0	0.2	0.2	0.9	9.4	23.1	26.1	35.1	4.9
ARMENIAN A: LITERATURE SL	47	5.0	4.3				23.4	46.8	25.5	
AZERBAIJANI A: LITERATURE HL	26	6.2						7.7	69.2	23.1
AZERBAIJANI A: LITERATURE SL	28	6.1					3.6	14.3	46.4	35.7
BENGALI A: LITERATURE HL	15	5.9						26.7	53.3	20.0
BENGALI A: LITERATURE SL	35	5.8					8.6	25.7	40.0	25.7
BOSNIAN A: LITERATURE HL	55	5.1				3.6	29.1	34.5	21.8	10.9
BOSNIAN A: LITERATURE SL	16	4.7	6.3		6.3	12.5	25.0	18.8	18.8	12.5
BULGARIAN A: LITERATURE HL	68	5.4	1.5				16.2	30.9	42.6	8.8
BULGARIAN A: LITERATURE SL	34	5.5					11.8	29.4	52.9	5.9
BURMESE A: LITERATURE SL	28	4.9			3.6	3.6	25.0	35.7	28.6	3.6
CATALAN A: LITERATURE HL	230	5.5			0.4	1.7	9.1	36.1	43.9	8.7
CATALAN A: LITERATURE SL	124	5.4					12.1	39.5	40.3	8.1
CHINESE A: LANGUAGE AND LITERATURE HL	717	5.1	0.4			0.8	16.9	51.0	29.6	1.3
CHINESE A: LANGUAGE AND LITERATURE SL	2,702	5.1	0.3		0.0	2.4	18.3	44.7	31.1	3.1
CHINESE A: LITERATURE HL	311	5.5	0.3				5.5	41.2	50.5	2.6
CHINESE A: LITERATURE SL	1,020	5.3	0.3		0.1	1.5	11.4	46.3	36.6	3.9
CROATIAN A: LITERATURE HL	41	5.5					4.9	46.3	43.9	4.9
CROATIAN A: LITERATURE SL	46	5.4					17.4	28.3	50.0	4.3
CZECH A: LITERATURE HL	99	5.9				1.0	5.1	21.2	46.5	26.3
CZECH A: LITERATURE SL	176	5.6	1.1			1.7	9.1	34.7	36.4	17.0
DANISH A: LITERATURE HL	102	5.2				4.9	25.5	28.4	26.5	14.7
DANISH A: LITERATURE SL	123	4.6				15.4	34.1	29.3	13.8	7.3
DUTCH A: LANGUAGE AND LITERATURE HL	104	4.9	1.9			4.8	29.8	37.5	23.1	2.9
DUTCH A: LANGUAGE AND LITERATURE SL	247	4.8	0.8		0.4	4.5	36.8	35.2	19.8	2.4
DUTCH A: LITERATURE HL	13	5.1					30.8	38.5	23.1	7.7
DUTCH A: LITERATURE SL	106	4.8			0.9	6.6	32.1	38.7	19.8	1.9

## Studies in Language and Literature grade distribution

Subject	Students	Mean grade	%N	%1	%2	%3	%4	%5	%6	%7
ENGLISH A: LANGUAGE AND LITERATURE HL	40,652	4.7	2.8	0.1	1.3	9.3	29.7	34.4	19.3	3.0
ENGLISH A: LANGUAGE AND LITERATURE SL	27,789	4.9	3.0	0.1	1.0	6.0	24.2	38.6	23.6	3.5
ENGLISH A: LITERATURE HL	30,431	4.6	2.5	0.0	1.6	8.9	35.7	36.8	13.6	0.9
ENGLISH A: LITERATURE SL	5,919	5.0	2.2	0.0	0.6	5.7	25.4	36.0	25.6	4.4
ESTONIAN A: LITERATURE HL	11	6.2						9.1	63.6	27.3
ESTONIAN A: LITERATURE SL	23	6.1					4.3	17.4	39.1	39.1
FILIPIN A LIT HL	12	5.7				8.3		25.0	50.0	16.7
FILIPIN A LIT SL	89	5.1				3.4	30.3	29.2	29.2	7.9
FINNISH A: LITERATURE HL	118	5.1	0.8			1.7	16.9	50.0	28.8	1.7
FINNISH A: LITERATURE SL	149	5.0				1.3	22.8	47.7	26.8	1.3
FRENCH A: LANGUAGE AND LITERATURE HL	780	4.8	1.2		0.4	6.9	33.2	34.9	20.0	3.5
FRENCH A: LANGUAGE AND LITERATURE SL	1,010	4.9	1.1	0.1	0.6	4.3	29.2	39.4	20.9	4.5
FRENCH A: LITERATURE HL	417	5.0	1.2			3.6	29.3	36.0	26.1	3.8
FRENCH A: LITERATURE SL	332	4.9	0.6		0.3	3.9	31.9	38.3	20.8	4.2
GEORGIAN A: LITERATURE HL	38	5.9						34.2	36.8	28.9
GEORGIAN A: LITERATURE SL	34	6.0						20.6	61.8	17.6
GERMAN A: LANGUAGE AND LITERATURE HL	426	5.2	0.5		0.2	3.8	18.8	38.0	30.5	8.2
GERMAN A: LANGUAGE AND LITERATURE SL	630	5.1	0.5			1.9	22.2	43.5	24.1	7.8
GERMAN A: LITERATURE HL	404	5.0	1.5			3.0	26.0	41.1	24.0	4.5
GERMAN A: LITERATURE SL	347	5.1	0.6		1.2	5.2	24.8	29.7	26.8	11.8
HEBREW A: LITERATURE HL	25	6.1	4.0			4.0	4.0	8.0	40.0	40.0
HEBREW A: LITERATURE SL	38	5.8					2.6	23.7	63.2	10.5
HINDI A: LITERATURE HL	10	5.8					10.0	10.0	70.0	10.0
HINDI A: LITERATURE SL	117	5.6	0.9			0.9	6.8	33.3	43.6	14.5
HUNGARIAN A: LITERATURE HL	29	5.1					27.6	34.5	34.5	3.4
HUNGARIAN A: LITERATURE SL	67	5.1			1.5	9.0	23.9	26.9	23.9	14.9
INDONES A LAL HL	201	5.3					14.4	45.3	36.3	4.0
INDONES A LAL SL	608	5.0	0.3		0.3	5.6	22.2	40.8	28.8	2.0
INDONESIAN A: LITERATURE HL	19	5.3					10.5	52.6	36.8	
INDONESIAN A: LITERATURE SL	75	4.8			1.3	10.7	21.3	38.7	26.7	1.3
ITALIAN A: LANGUAGE AND LITERATURE HL	137	4.9	2.2			2.9	29.2	42.3	21.9	1.5
ITALIAN A: LANGUAGE AND LITERATURE SL	176	4.7				8.5	33.5	35.8	21.0	1.1
ITALIAN A: LITERATURE HL	145	4.9	0.7			4.8	30.3	33.1	27.6	3.4
ITALIAN A: LITERATURE SL	198	4.8	0.5			8.6	31.3	33.8	21.7	4.0
JAPANESE A: LANGUAGE AND LITERATURE HL	129	5.1				3.1	19.4	44.2	31.0	2.3
JAPANESE A: LANGUAGE AND LITERATURE SL	163	4.8		0.6	1.2	4.9	25.8	48.5	14.1	4.9
JAPANESE A: LITERATURE HL	49	5.1					18.4	59.2	20.4	2.0
JAPANESE A: LITERATURE SL	133	5.0	0.8		1.5	1.5	24.8	40.6	24.8	6.0
KAZAKH A: LITERATURE SL	24	5.4					16.7	33.3	45.8	4.2
KHMER A: LITERATURE HL	27	6.1						7.4	77.8	14.8
KHMER A: LITERATURE SL	56	5.6					12.5	28.6	46.4	12.5
KISWAHILI A: LITERATURE HL	10	6.2						10.0	60.0	30.0
KISWAHILI A: LITERATURE SL	40	5.5					15.0	22.5	57.5	5.0
KOREAN A: LANGUAGE AND LITERATURE HL	59	5.3	1.7				13.6	45.8	35.6	3.4
KOREAN A: LANGUAGE AND LITERATURE SL	341	5.5				0.3	12.3	33.1	48.4	5.9

## Studies in Language and Literature grade distribution

Subject	Students	Mean grade	%N	%1	%2	%3	%4	%5	%6	%7
KOREAN A: LITERATURE HL	51	5.5	5.9				9.8	29.4	49.0	5.9
KOREAN A: LITERATURE SL	298	5.7	0.7			0.7	6.4	24.5	54.7	13.1
LATVIAN A: LITERATURE HL	36	5.6					2.8	41.7	44.4	11.1
LATVIAN A: LITERATURE SL	41	5.4	4.9			2.4	9.8	36.6	39.0	7.3
LITHUANIAN A: LITERATURE HL	58	5.5					13.8	31.0	48.3	6.9
LITHUANIAN A: LITERATURE SL	165	5.0	0.6			6.7	26.7	36.4	23.0	6.7
MACEDONIAN A: LITERATURE HL	31	6.1						9.7	67.7	22.6
MACEDONIAN A: LITERATURE SL	42	6.1	2.4				7.1	11.9	45.2	33.3
MALAY A: LITERATURE HL	18	5.8					5.6	27.8	50.0	16.7
MALAY A: LITERATURE SL	358	6.1					0.6	8.4	69.6	21.5
MOD. GREEK A: LANGUAGE AND LITERATURE HL	77	5.0				1.3	24.7	45.5	26.0	2.6
MOD. GREEK A: LANGUAGE AND LITERATURE SL	219	5.1				2.7	27.4	33.8	32.9	3.2
MOD. GREEK A: LITERATURE HL	19	5.7					5.3	42.1	31.6	21.1
MOD. GREEK A: LITERATURE SL	193	5.1	1.0			3.1	23.8	41.5	21.8	8.8
MONGOLIAN A: LITERATURE HL	33	5.9	3.0				3.0	15.2	66.7	12.1
MONGOLIAN A: LITERATURE SL	61	6.2					1.6	11.5	54.1	32.8
NEPALI A: LITERATURE SL	51	5.7					5.9	19.6	70.6	3.9
NORWEGIAN A: LANGUAGE AND LITERATURE HL	40	5.5	5.0			2.5	12.5	25.0	45.0	10.0
NORWEGIAN A: LANGUAGE AND LITERATURE SL	37	5.3					18.9	45.9	21.6	13.5
NORWEGIAN A: LITERATURE HL	74	5.1	1.4			5.4	21.6	35.1	29.7	6.8
NORWEGIAN A: LITERATURE SL	144	5.2	0.7			4.9	25.7	28.5	29.2	11.1
PERSIAN A: LITERATURE HL	27	4.3				3.7	70.4	18.5	7.4	
PERSIAN A: LITERATURE SL	89	4.8	1.1	1.1		10.1	28.1	33.7	23.6	2.2
POLISH A: LITERATURE HL	180	5.3				0.6	20.6	33.9	36.7	8.3
POLISH A: LITERATURE SL	1,182	5.1	0.4			3.2	25.6	31.5	33.6	5.7
PORTUGUESE A: LANGUAGE AND LITERATURE HL	637	4.6	1.3		0.3	6.9	37.0	40.2	13.7	0.6
PORTUGUESE A: LANGUAGE AND LITERATURE SL	364	5.0	1.1			3.6	21.4	46.4	23.9	3.6
PORTUGUESE A: LITERATURE HL	88	5.3	1.1			1.1	14.8	39.8	38.6	4.5
PORTUGUESE A: LITERATURE SL	134	5.2			2.2	2.2	20.1	34.3	31.3	9.7
ROMANIAN A: LITERATURE HL	14	5.8						35.7	50.0	14.3
ROMANIAN A: LITERATURE SL	42	5.4					2.4	57.1	35.7	4.8
RUSSIAN A: LANGUAGE AND LITERATURE HL	104	5.0				3.8	24.0	47.1	23.1	1.9
RUSSIAN A: LANGUAGE AND LITERATURE SL	238	5.1	0.4			4.6	22.3	38.2	27.3	7.1
RUSSIAN A: LITERATURE HL	118	4.8			0.8	9.3	25.4	39.0	22.0	3.4
RUSSIAN A: LITERATURE SL	462	4.9	1.3		0.4	7.1	27.3	34.8	24.0	5.0
SERBIAN A: LITERATURE HL	78	5.0				5.1	25.6	39.7	21.8	7.7
SERBIAN A: LITERATURE SL	51	5.2				9.8	19.6	23.5	33.3	13.7
SESOTHO A: LITERATURE HL	12	5.6						41.7	58.3	
SESOTHO A: LITERATURE SL	19	5.7						36.8	52.6	10.5
SLOVAK A: LITERATURE SL	64	5.6	1.6				9.4	31.3	43.8	14.1
SLOVENE A: LITERATURE HL	73	6.0					1.4	16.4	64.4	17.8
SLOVENE A: LITERATURE SL	18	5.3					22.2	27.8	44.4	5.6
SPANISH A: LANGUAGE AND LITERATURE HL	4,586	4.8	1.1		0.6	7.3	30.0	35.7	21.8	3.6
SPANISH A: LANGUAGE AND LITERATURE SL	2,496	4.9	1.1	0.0	0.5	7.3	28.1	35.8	23.4	3.6

Studies in Language and Literature grade distribution

Subject	Students	Mean grade	%N	%1	%2	%3	%4	%5	%6	%7
SPANISH A: LITERATURE HL	3,931	4.7	1.5	0.0	1.4	8.6	32.6	37.5	16.3	2.1
SPANISH A: LITERATURE SL	1,974	4.4	2.1	0.1	1.6	20.7	33.8	27.0	12.3	2.4
SWEDISH A: LANGUAGE AND LITERATURE HL	39	5.0	2.6			2.6	38.5	23.1	25.6	7.7
SWEDISH A: LANGUAGE AND LITERATURE SL	160	4.9	1.9			6.9	30.6	30.6	24.4	5.6
SWEDISH A: LITERATURE HL	64	4.9	4.7			1.6	34.4	37.5	15.6	6.3
SWEDISH A: LITERATURE SL	162	4.7	2.5		1.9	9.3	25.9	41.4	14.8	4.3
TELUGU A: LITERATURE SL	18	5.9				5.6	5.6	5.6	55.6	27.8
THAI A: LANGUAGE AND LITERATURE HL	30	5.3					10.0	53.3	33.3	3.3
THAI A: LANGUAGE AND LITERATURE SL	198	5.2			0.5	4.5	21.2	31.3	37.9	4.5
THAI A: LITERATURE SL	19	5.3					26.3	31.6	31.6	10.5
TURKISH A: LITERATURE HL	433	4.7	1.4		1.8	11.1	28.2	31.9	20.3	5.3
TURKISH A: LITERATURE SL	950	4.7	0.7	0.1	2.8	14.5	23.8	35.2	17.1	5.8
UKRAINIAN A: LITERATURE SL	121	5.6	0.8			2.5	9.9	26.4	46.3	14.0
URDU A: LITERATURE HL	13	5.7					15.4	23.1	38.5	23.1
URDU A: LITERATURE SL	72	5.5			1.4	1.4	15.3	22.2	44.4	15.3
VIETNAM A LAL HL	63	5.7					9.5	25.4	47.6	17.5
VIETNAM A LAL SL	183	5.3			0.5	2.2	19.1	36.1	30.6	11.5
VIETNAMESE A: LITERATURE SL	54	5.5					7.4	37.0	50.0	5.6

Language acquisition - Classical languages grade distribution

Subject	Students	Mean grade	%N	%1	%2	%3	%4	%5	%6	%7
CLASS.GREEK SL	23	5.0				4.3	39.1	21.7	17.4	17.4
LATIN HL	183	5.0	0.5		3.8	12.6	25.7	18.6	18.0	20.8
LATIN SL	900	4.3	2.4	0.4	5.6	29.6	24.6	17.0	11.1	9.3

Language acquisition - Language ab initio grade distribution

Subject	Students	Mean grade	%N	%1	%2	%3	%4	%5	%6	%7
ARABIC AB. SL	251	4.6	2.0	0.4	9.6	16.7	18.7	19.5	20.7	12.4
DANISH AB. SL	90	5.3				2.2	18.9	35.6	30.0	13.3
DUTCH AB. SL	102	5.3			2.9	2.9	15.7	30.4	33.3	14.7
ENGLISH AB. SL	201	4.9	6.5		2.5	14.4	15.4	25.4	25.9	10.0
FRENCH AB. SL	5,213	4.7	1.6	0.2	3.8	15.8	24.0	24.7	20.7	9.2
GERMAN AB. SL	1,512	4.9	0.7		1.9	9.1	27.8	26.2	24.2	10.1
ITALIAN AB. SL	508	5.0	1.0		0.8	12.6	23.4	27.8	22.8	11.6
JAPANESE AB. SL	470	4.7	4.5	1.1	8.9	11.7	22.1	19.4	17.7	14.7
KISWAHILI AB. SL	83	5.2	1.2			1.2	22.9	36.1	28.9	9.6
MANDARIN AB. SL	1,272	5.1	2.8	0.2	2.6	12.9	19.0	19.7	17.6	25.2
RUSSIAN AB. SL	82	5.5			1.2	4.9	15.9	30.5	17.1	30.5
SPANISH AB. SL	9,773	4.9	1.3	0.1	1.9	9.4	25.3	32.3	20.1	9.6
SWEDISH AB. SL	153	5.1	2.0		1.3	6.5	20.3	32.0	24.8	13.1



## Language acquisition - Language B grade distribution

Subject	Students	Mean grade	%N	%1	%2	%3	%4	%5	%6	%7
ARABIC B HL	1,130	5.6		0.1	0.9	3.3	13.4	21.4	43.3	17.7
ARABIC B SL	1,122	5.4	0.3	0.2	2.7	5.3	9.3	26.3	44.7	11.4
CHINESE B HL	796	6.0	0.3			2.3	6.2	14.7	40.6	36.1
CHINESE B SL	2,944	5.7	0.9	0.0	1.4	4.7	12.9	19.8	26.2	34.1
DANISH B HL	274	5.5	1.5			5.8	14.6	24.1	33.6	20.4
DANISH B SL	42	5.0				7.1	26.2	33.3	26.2	7.1
DUTCH B HL	130	5.6				1.5	8.5	30.0	44.6	15.4
DUTCH B SL	316	5.0			0.6	7.6	23.7	36.4	27.2	4.4
ENGLISH B HL	21,492	5.7	0.8		0.1	2.0	7.5	25.2	51.4	13.0
ENGLISH B SL	4,611	5.5	1.3		0.7	4.7	10.3	25.1	43.4	14.6
FINNISH B HL	33	5.7				3.0	6.1	33.3	36.4	21.2
FINNISH B SL	72	5.4			1.4	8.3	8.3	30.6	29.2	22.2
FRENCH B HL	3,451	5.3	0.7	0.2	3.2	9.5	13.1	20.1	34.1	19.0
FRENCH B SL	12,019	5.1	1.1	0.1	1.5	8.3	21.3	28.8	25.6	13.3
GERMAN B HL	1,871	5.7	0.9		0.1	1.8	12.2	22.9	40.7	21.4
GERMAN B SL	2,213	5.1	0.9		0.6	8.3	23.4	27.9	25.2	13.7
HEBREW B SL	49	6.2	2.0				6.1	16.3	24.5	51.0
HINDI B HL	309	5.4			0.3	2.9	16.8	32.0	35.6	12.3
HINDI B SL	1,356	5.6	0.5		0.1	0.4	7.4	28.3	55.1	8.1
INDONESIAN B HL	210	5.9	0.5			0.5	8.1	17.6	47.6	25.7
INDONESIAN B SL	341	5.9	0.3			1.2	6.7	17.9	52.5	21.4
ITALIAN B HL	242	5.7	0.8		0.8	8.7	9.5	16.1	24.8	39.3
ITALIAN B SL	455	5.1	0.9		0.9	12.5	20.9	23.3	23.3	18.2
JAPANESE B HL	115	6.3			0.9	3.5	6.1	5.2	26.1	58.3
JAPANESE B SL	394	5.1	1.8		1.8	11.9	24.9	20.8	18.0	20.8
KISWAHILI B HL	31	5.7					6.5	32.3	48.4	12.9
KISWAHILI B SL	73	5.2				1.4	20.5	43.8	20.5	13.7
KOREAN B HL	42	6.2	2.4				4.8	14.3	35.7	42.9
KOREAN B SL	66	5.4	1.5			12.1	13.6	16.7	36.4	19.7
NORWEGIAN B HL	184	5.3	1.6		3.8	8.2	17.4	17.9	25.0	26.1
NORWEGIAN B SL	31	5.1	3.2		3.2	9.7	16.1	22.6	32.3	12.9
PORTUGUESE B HL	112	5.0	5.4	3.6	8.9	5.4	12.5	18.8	25.9	19.6
PORTUGUESE B SL	145	5.6			1.4	4.8	11.7	22.8	35.9	23.4
RUSSIAN B HL	74	6.5					4.1	8.1	17.6	70.3
RUSSIAN B SL	115	6.2					10.4	13.0	24.3	52.2
SPANISH B HL	8,203	5.2	2.6	0.2	1.6	7.6	17.8	25.9	28.5	15.8
SPANISH B SL	20,981	4.9	2.5	0.1	1.3	8.1	25.0	34.7	19.0	9.2
SWEDISH B HL	162	5.3	1.9		0.6	4.9	17.3	23.5	40.7	11.1
SWEDISH B SL	156	5.2	0.6			5.8	24.4	26.3	28.2	14.7

Individuals and societies grade distribution

Subject	Students	Mean grade	%N	%1	%2	%3	%4	%5	%6	%7
ART HISTORY SL	102	4.2	7.8	3.9	16.7	12.7	16.7	18.6	11.8	11.8
BRAZILIAN SOCIAL STUDIES SL	380	4.9	3.2		3.2	10.8	19.2	29.7	23.9	10.0
BUS MAN HL	22,175	4.9	1.2	0.2	2.2	8.5	23.5	32.3	24.7	7.4
BUS MAN SL	11,915	4.9	4.2	0.4	3.3	11.1	19.6	28.7	22.3	10.3
CL.GK.ROM.ST. SL	38	6.4						7.9	47.4	44.7
DIGITAL SOC. HL	1,196	4.4	1.1	0.4	2.3	16.0	34.9	31.8	13.0	0.6
DIGITAL SOC. SL	1,164	4.4	1.6	0.3	5.2	15.5	33.3	25.7	16.2	2.2
ECONOMICS HL	18,449	5.1	0.8	0.2	2.3	8.3	19.4	27.0	27.7	14.3
ECONOMICS SL	10,086	4.8	2.4	0.8	5.7	13.1	18.1	24.4	21.6	13.7
GEOGRAPHY HL	4,977	5.2	0.5	0.1	0.5	5.2	18.3	33.4	28.8	13.2
GEOGRAPHY SL	4,492	4.8	2.8	0.2	3.6	13.8	19.4	30.3	21.6	8.3
GLOB. POL HL	5,294	5.0	1.2	0.1	1.5	5.4	21.9	36.2	28.0	5.6
GLOB. POL SL	3,498	4.8	4.7	0.2	3.4	11.5	23.4	29.8	19.7	7.2
HISTORY HL	37,514	4.4	3.2	0.6	5.3	13.9	31.8	27.6	14.8	2.7
HISTORY SL	9,306	4.7	3.1	0.5	3.9	8.4	25.8	35.7	19.1	3.4
PHILOSOPHY HL	1,944	5.0	1.2		0.9	8.0	24.8	32.8	23.5	8.8
PHILOSOPHY SL	2,685	4.9	3.5	0.2	1.7	8.2	23.6	30.7	22.9	9.1
PSYCHOLOGY HL	14,552	4.8	2.2	0.4	3.1	11.4	23.6	29.6	24.2	5.4
PSYCHOLOGY SL	13,225	4.4	6.6	0.9	8.0	14.2	23.7	23.4	19.2	4.0
SOC.CUL.ANTH. HL	1,079	4.9	1.0	0.2	2.0	11.1	25.9	27.2	21.9	10.6
SOC.CUL.ANTH. SL	1,935	4.5	4.4	0.3	3.9	14.1	30.9	28.1	15.5	3.0
TURKEY IN THE 20TH CENTURY SL	854	5.3	1.6	0.1	0.7	6.3	17.1	25.2	33.1	15.8
WORLD ARTS AND CULTURES SL	47	5.1				12.8	14.9	34.0	27.7	10.6
WORLD RELIG. SL	2,011	4.7	5.3	0.1	1.6	14.2	24.1	33.9	17.1	3.8

### Sciences grade distribution

Subject	Students	Mean grade	%N	%1	%2	%3	%4	%5	%6	%7
ASTRONOMY SL	104	4.3	6.7	3.8	10.6	15.4	22.1	16.3	13.5	11.5
BIOLOGY HL	32,109	4.4	2.0	0.7	7.2	17.0	29.5	20.0	16.8	6.8
BIOLOGY SL	21,501	4.2	2.7	1.5	9.0	22.6	24.7	21.1	12.8	5.5
CHEMISTRY HL	18,596	4.7	1.0	1.1	6.5	17.2	19.8	20.5	20.2	13.6
CHEMISTRY SL	17,020	4.2	2.0	2.6	12.7	18.7	21.2	19.4	14.9	8.5
COMPUTER SC. HL	4,434	4.5	1.3	0.5	6.9	15.8	25.1	25.6	17.1	7.8
COMPUTER SC. SL	4,138	4.1	4.1	3.2	10.7	20.4	22.2	19.2	14.3	5.9
DESIGN TECH. HL	1,938	4.6	0.9	0.5	3.1	13.8	29.8	29.5	18.5	3.9
DESIGN TECH. SL	1,728	4.0	1.6	0.9	9.3	22.8	32.9	21.5	9.8	1.4
MARINE SCIENCE SL	407	3.8	7.9	2.5	16.2	24.3	22.9	12.0	9.1	5.2
NOS SL	114	4.3			14.0	12.3	22.8	36.8	11.4	2.6
PHYSICS HL	16,465	4.9	1.1	0.6	4.8	17.5	18.7	21.3	16.8	19.4
PHYSICS SL	13,489	4.2	2.1	1.7	10.3	25.8	19.6	17.1	13.1	10.4
SPORTS EX SCI HL	1,686	4.7	2.1	0.3	5.5	13.9	20.8	27.3	19.9	10.3
SPORTS EX SCI SL	5,158	3.9	7.0	1.6	12.9	23.8	24.6	17.5	9.5	3.1

### Mathematics grade distribution

Subject	Students	Mean grade	%N	%1	%2	%3	%4	%5	%6	%7
MATH ANALYSIS HL	22,609	4.9	1.0	0.9	5.3	11.4	21.4	24.2	21.6	14.3
MATH ANALYSIS SL	40,272	4.5	1.5	1.1	7.3	15.2	23.9	24.6	17.6	8.9
MATH APPS HL	7,864	4.4	1.5	2.1	8.3	15.8	25.3	23.8	15.6	7.7
MATH APPS SL	41,680	3.9	3.5	5.1	14.1	19.6	22.2	19.4	12.0	4.1

### The arts grade distribution

Subject	Students	Mean grade	%N	%1	%2	%3	%4	%5	%6	%7
DANCE HL	391	4.6	2.3		1.8	18.2	27.9	23.5	19.9	6.4
DANCE SL	449	4.2	9.6	0.2	8.5	23.4	20.3	19.6	14.3	4.2
FILM HL	2,808	4.5	6.6	0.2	3.6	14.5	31.1	25.3	15.2	3.5
FILM SL	1,943	4.1	10.4	1.3	6.4	21.2	30.0	17.4	10.6	2.7
MUSIC HL	1,373	4.8	3.0	0.1	1.7	9.5	24.5	34.2	21.1	5.9
MUSIC SL	1,696	4.3	7.4	0.1	4.1	19.9	32.1	22.5	10.6	3.4
THEATRE HL	2,390	5.0	3.8	0.3	2.5	9.8	19.5	27.5	24.3	12.2
THEATRE SL	1,309	4.6	4.5	0.6	4.0	16.4	24.6	26.7	15.8	7.3
VISUAL ARTS HL	10,392	4.2	2.5	0.2	3.0	23.7	31.9	24.7	12.1	1.9
VISUAL ARTS SL	6,037	3.9	4.4	0.4	7.2	23.9	41.5	16.3	5.7	0.7

### Interdisciplinary grade distribution

Subject	Students	Mean grade	%N	%1	%2	%3	%4	%5	%6	%7
ENVIRONMENTAL SYSTEMS AND SOCIETIES SL	20,994	4.2	3.2	1.4	8.0	22.2	25.5	23.5	11.5	4.6
LIT AND PERF SL	504	4.7	3.0	0.2	2.4	12.9	22.8	34.1	20.0	4.6

## Subjects with fewer than 10 students

Subject	Subject group
ARMENIAN A: LITERATURE HL	STUDIES IN LANGUAGE AND LITERATURE
BELARUSIAN A: LITERATURE SL	STUDIES IN LANGUAGE AND LITERATURE
BEMBA A: LITERATURE SL	STUDIES IN LANGUAGE AND LITERATURE
BURMESE A: LITERATURE HL	STUDIES IN LANGUAGE AND LITERATURE
CHICHEWAA A: LITERATURE SL	STUDIES IN LANGUAGE AND LITERATURE
DZONGKHA A: LITERATURE SL	STUDIES IN LANGUAGE AND LITERATURE
ICELANDIC A: LITERATURE SL	STUDIES IN LANGUAGE AND LITERATURE
KINYARW A LIT SL	STUDIES IN LANGUAGE AND LITERATURE
KURDISH A: LITERATURE SL	STUDIES IN LANGUAGE AND LITERATURE
LAO A: LITERATURE HL	STUDIES IN LANGUAGE AND LITERATURE
LAO A: LITERATURE SL	STUDIES IN LANGUAGE AND LITERATURE
MALAGAS A LIT SL	STUDIES IN LANGUAGE AND LITERATURE
MALAYALAM A: LITERATURE SL	STUDIES IN LANGUAGE AND LITERATURE
MARATHI A: LITERATURE SL	STUDIES IN LANGUAGE AND LITERATURE
NDEBELE A: LITERATURE SL	STUDIES IN LANGUAGE AND LITERATURE
NEPALI A: LITERATURE HL	STUDIES IN LANGUAGE AND LITERATURE
SETSWANA A: LITERATURE SL	STUDIES IN LANGUAGE AND LITERATURE
SHONA A: LITERATURE SL	STUDIES IN LANGUAGE AND LITERATURE
SLOVAK A: LITERATURE HL	STUDIES IN LANGUAGE AND LITERATURE
SOMALI A: LITERATURE SL	STUDIES IN LANGUAGE AND LITERATURE
TAJIK A: LITERATURE SL	STUDIES IN LANGUAGE AND LITERATURE
TAMIL A: LITERATURE SL	STUDIES IN LANGUAGE AND LITERATURE
TIBETAN A: LITERATURE SL	STUDIES IN LANGUAGE AND LITERATURE
UKRAINIAN A: LITERATURE HL	STUDIES IN LANGUAGE AND LITERATURE
VIETNAMESE A: LITERATURE HL	STUDIES IN LANGUAGE AND LITERATURE
WELSH A: LITERATURE SL	STUDIES IN LANGUAGE AND LITERATURE
YORUBA A: LITERATURE SL	STUDIES IN LANGUAGE AND LITERATURE
ZULU A: LITERATURE SL	STUDIES IN LANGUAGE AND LITERATURE
CLASS.GREEK HL	LANGUAGE ACQUISITION
MOD HIST KAZ SL	INDIVIDUALS AND SOCIETIES
FOOD SCI.TECH SL	SCIENCES

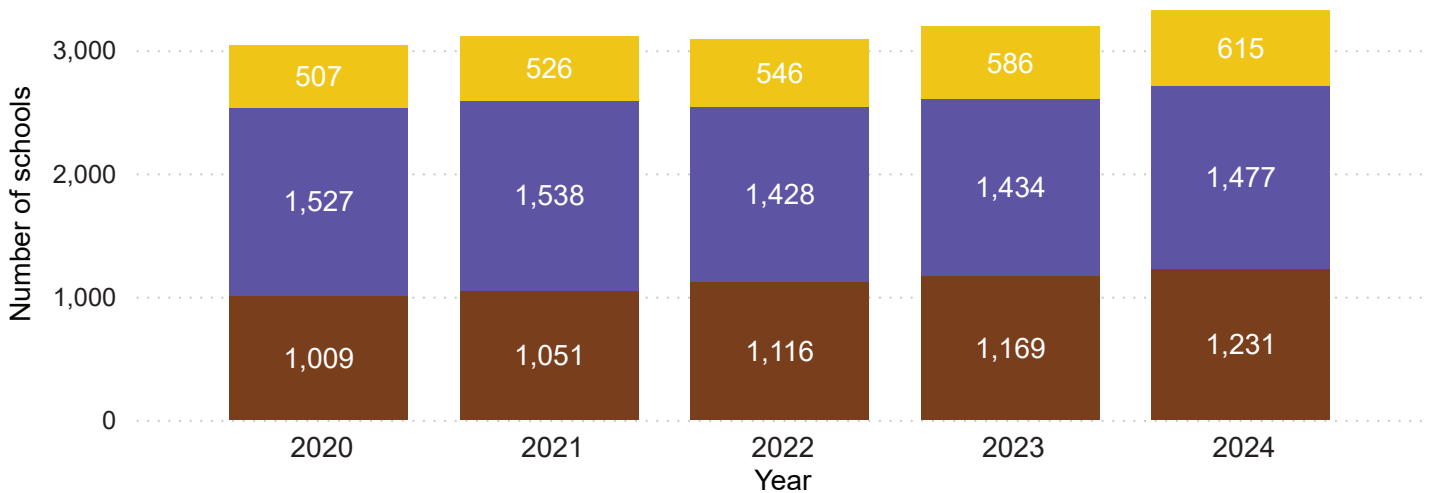
# Schools

Number of schools by cohort size

Number of students	2020	2021	2022	2023	2024
<= 10	454	477	459	465	491
11 - 20	512	522	512	548	526
21 - 40	688	753	738	771	812
41 - 60	444	431	405	422	444
61 - 80	291	266	286	304	318
81 - 100	171	210	211	178	214
101 - 200	365	350	369	385	379
> 200	118	106	110	116	139
<b>Total</b>	<b>3,043</b>	<b>3,115</b>	<b>3,090</b>	<b>3,189</b>	<b>3,323</b>

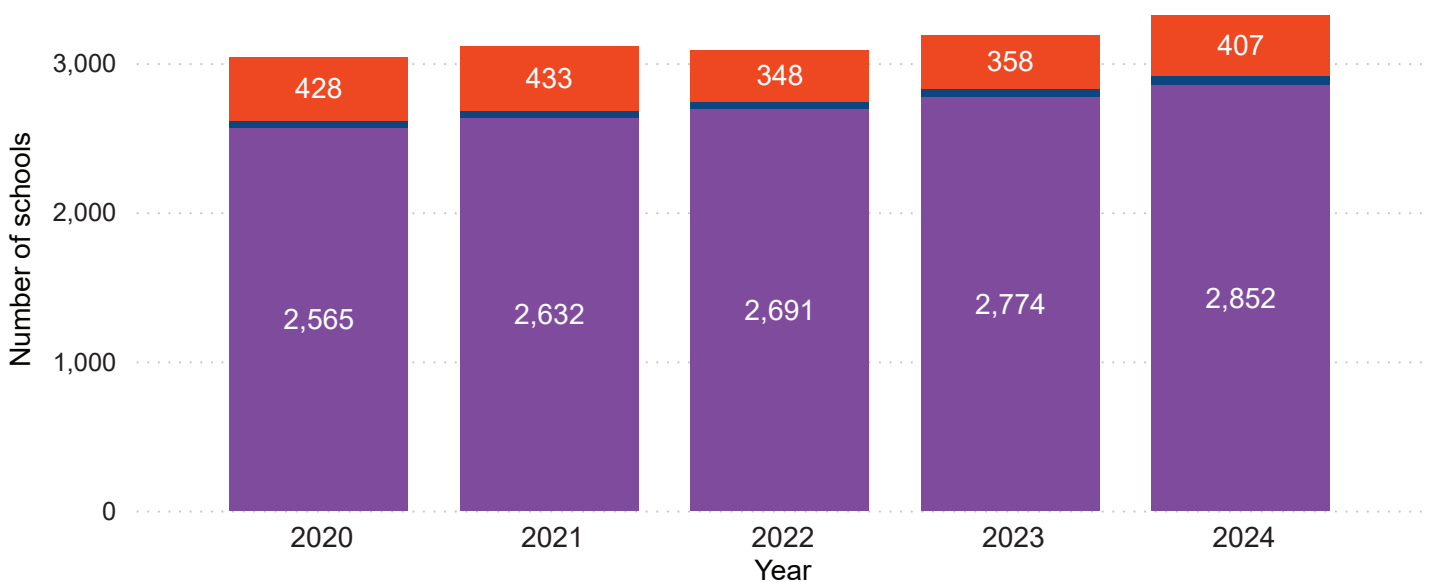
Number of schools by region

● IB Africa, Europe and Middle East ● IB Americas ● IB Asia-Pacific



Number of schools by working language

● English ● French ● Spanish

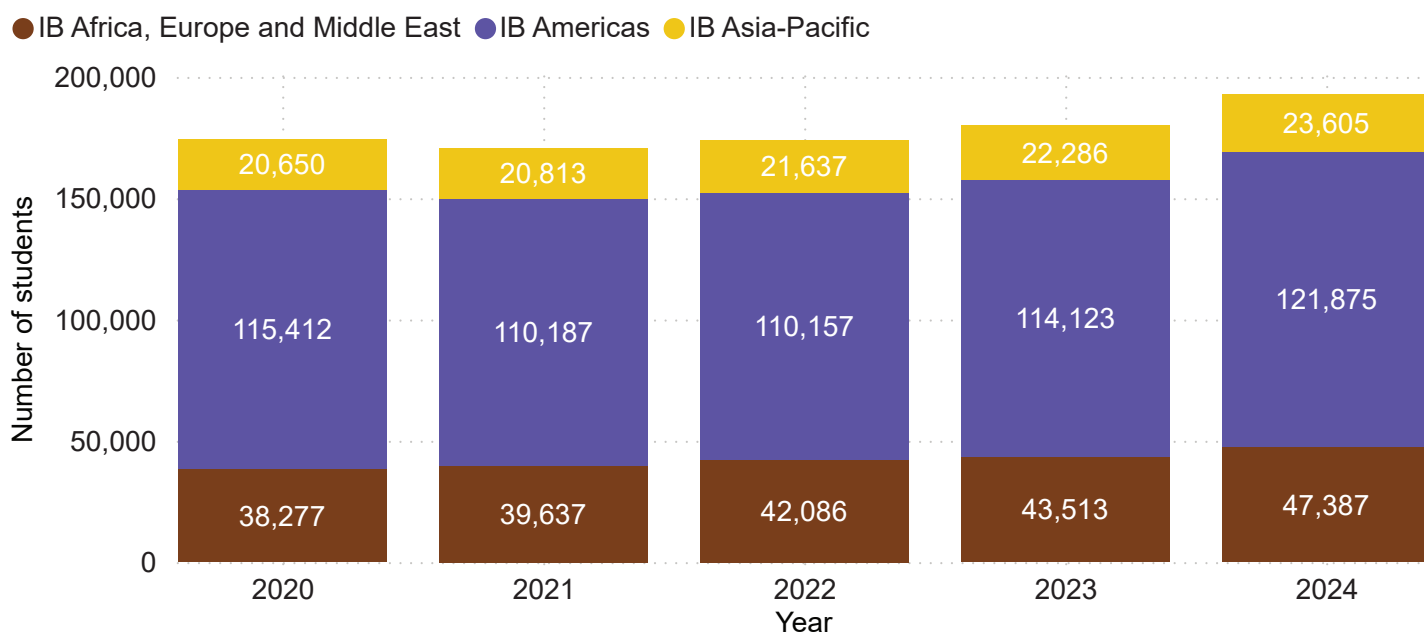


# Students

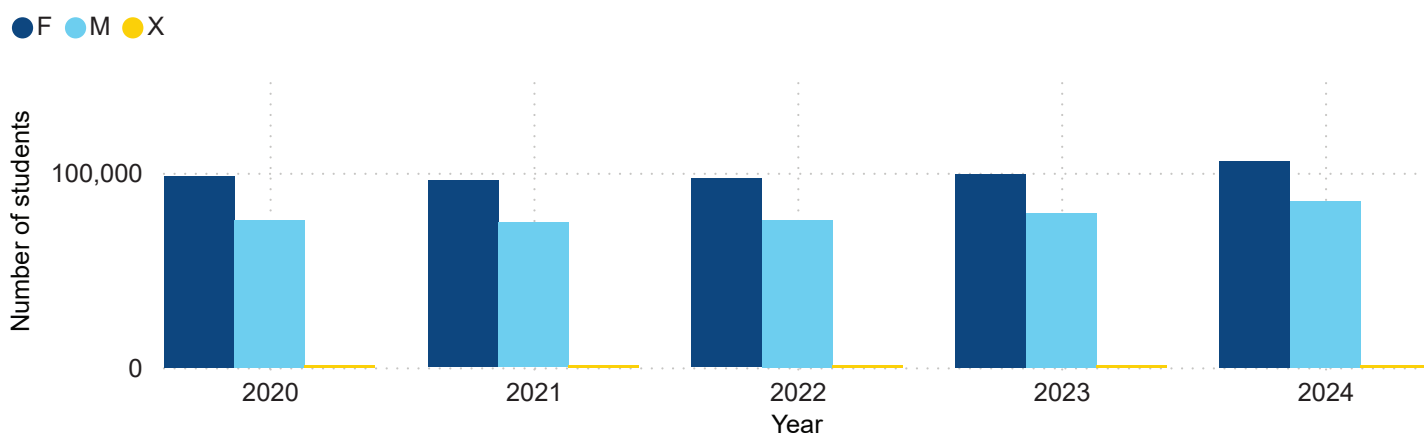
Number of students by category

Categories of registration	2020	2021	2022	2023	2024
<b>Course</b>	<b>62,331</b>	<b>58,601</b>	<b>60,408</b>	<b>63,326</b>	<b>62,889</b>
<b>CP certificate</b>	<b>3,585</b>	<b>4,262</b>	<b>5,668</b>	<b>5,937</b>	<b>8,066</b>
Anticipated	584	701	774	1,149	1,635
Career-Related Programme	2,996	3,558	4,890	4,780	6,420
Retake	5	3	4	8	11
<b>DP diploma</b>	<b>108,423</b>	<b>107,774</b>	<b>107,804</b>	<b>110,659</b>	<b>121,912</b>
Anticipated	20,106	19,187	19,024	19,184	25,163
Diploma	86,662	87,289	87,725	90,373	94,478
Retake	1,655	1,298	1,055	1,102	2,271
<b>Total</b>	<b>174,339</b>	<b>170,637</b>	<b>173,880</b>	<b>179,922</b>	<b>192,867</b>

Number of students by region



Number of students by gender



# Number of students by country

## IB Americas

Country	Number of students
ANTIGUA AND BARBUDA	18
ARGENTINA	200
BAHAMAS	55
BARBADOS	19
BERMUDA	81
BOLIVIA	<10
BRAZIL	1,181
CANADA	12,510
CAYMAN ISLANDS	46
CHILE	976
COLOMBIA	1,833
COSTA RICA	418
CURAÇAO	17
DOMINICAN REPUBLIC	192
ECUADOR	1,939
EL SALVADOR	212
GUATEMALA	<10
HONDURAS	99
JAMAICA	76
MEXICO	4,560
NICARAGUA	15
PANAMA	181
PARAGUAY	<10
PERU	159
PUERTO RICO	95
SINT MAARTEN (DUTCH)	24
UNITED STATES	96,606
URUGUAY	85
VENEZUELA	231
VIRGIN ISLANDS, BRITISH	22
VIRGIN ISLANDS, U.S.	18

## IB Asia-Pacific

Country	Number of students
AUSTRALIA	280
BANGLADESH	100
BRUNEI DARUSSALAM	98
CAMBODIA	170
CHINA	4,635
FIJI	<10
GUAM	51
HONG KONG	2,406
INDIA	5,672
INDONESIA	2,190
JAPAN	664
KOREA, REPUBLIC OF	579
LAO PEOPLE'S DEMOCRATIC REPUBLIC	31
MACAO	107
MALAYSIA	729
MONGOLIA	136
MYANMAR	71
NEPAL	183
NEW ZEALAND	30
PAKISTAN	347
PHILIPPINES	806
SINGAPORE	1,947
SRI LANKA	22
TAIWAN	534
THAILAND	1,110
VIETNAM	705

Excludes withdrawn students.

Countries with fewer than ten students shows only <10



## IB Africa, Europe and Middle East

Country	Number of students	Country	Number of students
ALBANIA	65	LATVIA	189
ANDORRA	51	LEBANON	436
ANGOLA	28	LESOTHO	77
ARMENIA	170	LITHUANIA	277
AUSTRIA	661	LUXEMBOURG	194
AZERBAIJAN	167	MADAGASCAR	18
BAHRAIN	528	MALAWI	27
BELGIUM	373	MALI	20
BOSNIA AND HERZEGOVINA	183	MALTA	76
BOTSWANA	<10	MAURITIUS	79
BULGARIA	191	MONACO	53
BURKINA FASO	30	MONTENEGRO	29
CAMEROON	111	MOROCCO	144
CONGO, THE DEMOCRATIC REPUBLIC OF THE	56	MOZAMBIQUE	50
CÔTE D'IVOIRE	109	NAMIBIA	25
CROATIA	104	NETHERLANDS	4,812
CUBA	11	NIGER	16
CYPRUS	56	NIGERIA	54
CZECHIA	528	NORWAY	762
DENMARK	947	OMAN	207
EGYPT	949	PALESTINE, STATE OF	114
ESTONIA	124	POLAND	1,897
ESWATINI	24	PORTUGAL	601
ETHIOPIA	126	QATAR	559
FINLAND	613	REPUBLIC OF NORTH MACEDONIA	92
FRANCE	730	ROMANIA	189
GABON	11	RUSSIAN FEDERATION	279
GEORGIA	115	RWANDA	116
GERMANY	2,252	SAUDI ARABIA	573
GHANA	299	SENEGAL	194
GREECE	876	SERBIA	104
GUERNSEY	97	SLOVAKIA	135
HUNGARY	336	SLOVENIA	154
ICELAND	30	SOUTH AFRICA	71
IRAN, ISLAMIC REPUBLIC OF	101	SPAIN	6,139
IRAQ	56	SWEDEN	1,237
IRELAND	85	SWITZERLAND	2,161
ISLE OF MAN	38	TANZANIA, UNITED REPUBLIC OF	243
ISRAEL	145	TOGO	58
ITALY	1,314	TUNISIA	129
JERSEY	51	TÜRKIYE	2,043
JORDAN	829	UGANDA	95
KAZAKHSTAN	300	UKRAINE	<10
KENYA	440	UNITED ARAB EMIRATES	2,685
KOSOVO	<10	UNITED KINGDOM	5,041
KUWAIT	472	UZBEKISTAN	41
KYRGYZSTAN	22	ZAMBIA	50
		ZIMBABWE	25



International Baccalaureate®  
Baccalauréat International  
Bachillerato Internacional