



Learning in Space

-Teaching in a zero-gravity environment



Learning spaces

The image shows the exterior of a modern school building, the International School of Amsterdam. The building is constructed from red brick with a distinctive, angular, and somewhat futuristic architectural style. It features large, dark-framed windows and a prominent, cantilevered entrance canopy supported by a single column. The foreground consists of a paved area with a brick pattern, flanked by potted plants and a low brick wall. The sky is overcast.

“People are influenced by their environment: everything is nourishment.”


– Max van Huut, co-founder of Alberts and van Huut, the architect agency that designed the International School of Amsterdam



Still from the TV show *Leave it to Beaver*



Art by Rutu Modan for the New York Times

A young girl with brown hair, wearing a pink one-piece swimsuit, is captured mid-jump over a low, textured brown wall. She is smiling and looking back over her shoulder. The background is a clear blue sky, and a green tree is visible on the right side. The overall scene is bright and sunny.

“We can’t solve
problems by using the
same kind of thinking
we used when we
created them.”

- Albert Einstein

Photograph of Lucy Philpot by Brad Philpot

Worksheet 1

With regards to the images answer the following questions:

1. What is being learned?
2. How does the environment affect learning?
3. How does this compare to learning at your school?













In the real world learning can be

- self-paced
- voluntary
- untested
- self-serving
- interactive
- digital
- physical
- one-on-one
- isolated
- project-based
- hands-on
- enjoyable
- unplanned
- undefined



Reggio Children Foundation –
Loris Malaguzzi Centre

Children must have some control over the direction of their learning



Children must be able to learn through experiences of touching, moving, listening, seeing and hearing



Children have a relationship with other children and with material items in the world that children must be allowed to explore



Photograph of Oscar Philpot by Brad Philpot

Children must have endless ways and opportunities to express themselves.



Photograph of Boris Besuijen by Brad Philpot

The 3rd teacher

- Aesthetics
- Transparency
- Active learning
- Flexibility
- Collaboration
- Reciprocity
- Bringing the outdoors in
- Relationships

Aesthetics







*"It is the supreme art
of the teacher to
awaken joy in creative
expression and
knowledge"*

Albert Einstein



Transparency



Openlucht School Amsterdam

It helps us
process information
reading and it
helps us to ask
more questions.

How does asking
questions help
Readers?
So the reader
can understand
the book better
- sneha

The questions
help readers to
understand the
book more and to
think deeply about
how the character
feel.

It helps because after
they ask a question
they think about
the answer which
helps them under-
stand.

It helps us under-
stand the different
things about the
story

* How do readers answer their
questions ?
outside source (os)

Research on
learn about
the author
or illustrator.

Readers such
on books
and internet
to solve
problems

text (T)

infer (I)

Reader answer questions
and by connecting
all the lines that
helps to solve
some questions

How do readers
answer questions

When readers
read a book

Active learning



Philpot Education at
Amsterdam International Community School







Flexibility









iStock by Getty Images

Collaboration





Amsterdam International Community School



Amsterdam International Community School

Reciprocity



Albert Heijn Supermarket, Koog aan de Zaan

Advertisements

FOR SALE

Please date all notices (or they will be removed). Thank you.

SERVICES

CLASSIFIEDS

FOR SALE
AUDI A3




...
...
...

ARB
€ 2.200




...
...
...

SERVICES



...
...
...

HARRY AVAILABLE



...
...
...

It's Coming to the PICNIC
SUNDAY, JULY 30th, 2.00pm



...
...
...

Trampoline for sale



...
...
...

AUDI Q7 QUATTRO



...
...
...

FOR SALE
Giant "Bibi" Girl's Bike



...
...
...

Water turtles



...
...
...

LESSONS



...
...
...

partial mortgage 15 out




...
...
...

STUDENT OF THE MONTH



AUGUST



SEPTEMBER




OCTOBER




NOVEMBER




DECEMBER




JANUARY




FEBRUARY



MARCH



APRIL



MAY


International School of Amsterdam



IB Diploma Class of 2012 (Grade 12)



[Dashboard](#)[Profile](#)[IB Manager](#)[Classes](#)[Groups](#)[Users](#)[Settings](#)[My Account](#)[Overview](#)[Plans](#)[CAS](#)[EE](#)[ToK](#)[WL](#)[Messages](#)[Calendar](#)[Files](#)[Members](#)

Plans

 [Lock All Worksheets](#) | View: [By Advisor](#)

The students below are grouped by advisor.

Your Students

	Grade 11	Grade 12	CAS	EE	ToK	Candidate Info
Cotillard, Marion 	✓	✓		✓	✓	
Epelbaum, Chloe 	✓	✓		✓	✓	✓
Hayward, James	✓			✓	✓	
Liu, Betty	✓	✓		✓	✓	
McGreggor, Ian						✓

Risa Aoki





	Grade 11	Grade 12	CAS	EE	ToK	Candidate Info
Etuhu, David	✓	✓		✓	✓	✓
Lu, Ming	✓			✓	✓	✓

John Bauer


	Grade 11	Grade 12	CAS	EE	ToK	Candidate Info
Howard, Jessica	✓			✓	✓	✓

Progress

When students have met their requirements, a ✓ will appear under the heading.

 [Send Email Reminders](#)
 [IB DP Handbook](#)
 [Update IBIS Personal Codes](#)
 [Register via IBIS](#)
 [Invoicing Options](#)
 [Export To PDF](#)

IB Guidance

 [Plan Worksheet Tutorial](#)
 [IB DP Handbook](#)

Bringing the outdoors in



International School of Eerde



International School of Eerde



International School of Eerde



International School of Eerde



International School of Amsterdam







Oliver Bowles at the Amsterdam International Community School



Modlin Airport, Warsaw



1



Your


teachers

read all

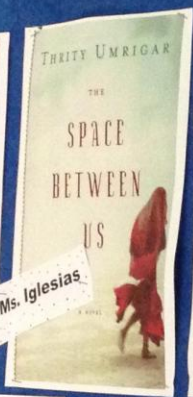
summer.



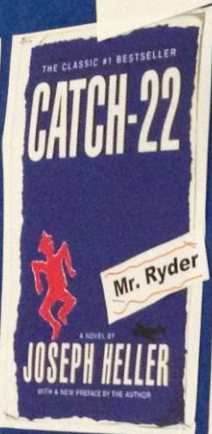
Ms. Heibach




Mr. Dobie



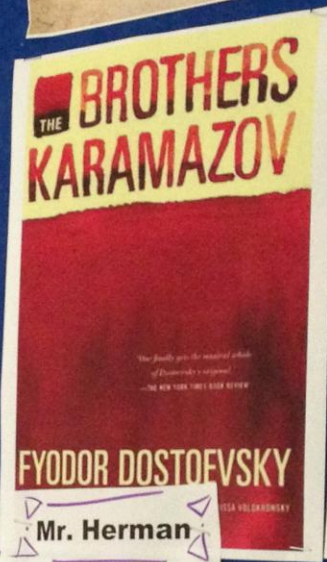
Ms. Iglesias



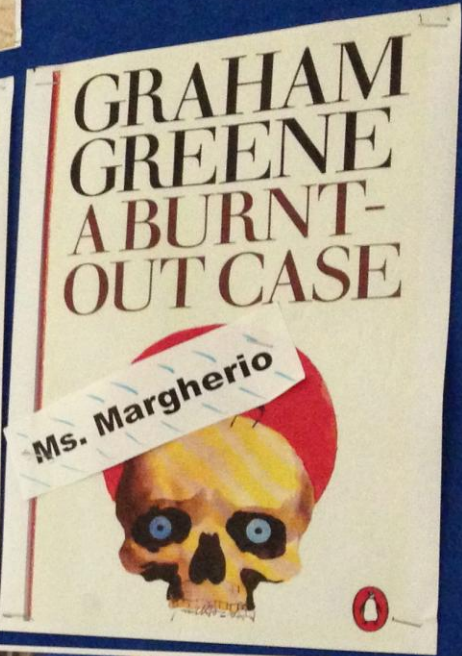
Mr. Ryder



Mr. Donnelly



Mr. Herman




Ms. Margherio



Ms. Emek




Ms. Cüceloğlu



Mr. Garic



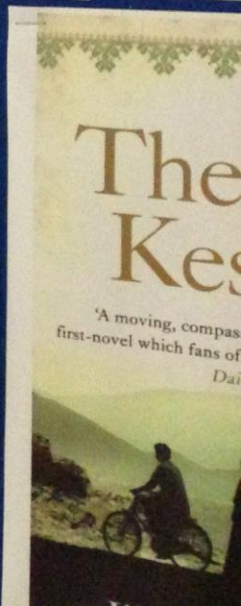
Mr. Hennelly



Mr. Smith



Ms. Sarıaslan



Here are a

few of

their


I herese



Why do
Cows lie
down facing
North/South?



When negative thoughts with positive
See yourself as a person who has
I look for the good things about your life
of the last thing you think about before you
Loving self: taking notice of people being
surrounded by negativity is better than
be yourself
Trust people with reason
Know there is good in everyone
See the glory of the rain inside of the storm
You cannot trust anyone in the world
You are alone and you are not alone



International School of Luxembourg





International School of The Hague



International School of The Hague

Worksheet 2

With regards to the images answer the following questions:

1. Describe the relevance of the 8 aspects of environment as 3rd teacher to the images.
2. Where do you see evidence of these 8 aspects in your school?
3. If the walls of your school could speak, what would they say?



International School of Amsterdam



De Pyramide



St. George's British International
School in Rome



Philpots at the
NEMO science
museum in
Amsterdam



